


American

Family and Friends

2nd Edition

1

Workbook



OXFORD

Naomi Simmons

American
**Family
and
Friends**
2nd Edition
1
Workbook



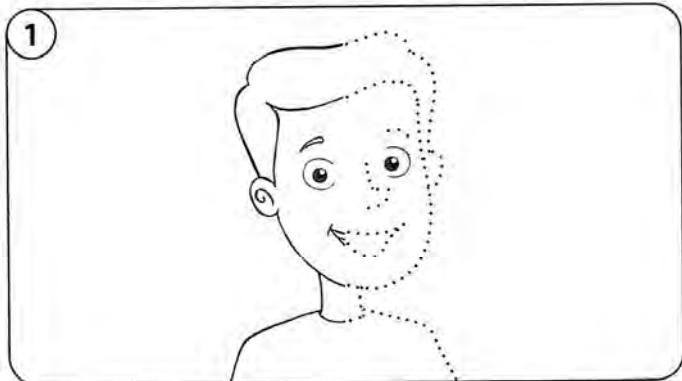
Contents

Starter	Hello!	4
Unit 1	What's this?	8
	About me!: Writing about my school things	13
	Fluency Time! 1	14
Unit 2	Playtime!	16
	About me!: Writing about my favorite toys	21
	Math Time!	22
Unit 3	This is my nose!	24
	About me!: Writing about my body	29
	Review 1	30
Unit 4	He's a hero!	32
	About me!: Writing about my family	37
	Fluency Time! 2	38
Unit 5	Where's the ball?	40
	About me!: Writing about the park	45
	Art Time!	46
Unit 6	Billy's teddy bear!	48
	About me!: Writing about my family's things	53
	Review 2	54
Unit 7	Are these his pants?	56
	About me!: Writing about my favorite clothes	61
	Fluency Time! 3	62
Unit 8	Where's Grandma?	64
	About me!: Writing about my home	69
	Social Studies Time!	70
Unit 9	Lunchtime!	72
	About me!: Writing about my lunchbox	77
	Review 3	78


Unit 10	A new friend!	80
	About me!: Writing about my friend	85
	Fluency Time! 4	86
Unit 11	I like monkeys!	88
	About me!: Writing about animals I like	93
	Science Time!	94
Unit 12	Dinnertime!	96
	About me!: Writing about food I like	101
	Review 4	102
Unit 13	Clean up!	104
	About me!: Writing about my bedroom	109
	Fluency Time! 5	110
Unit 14	Action Boy can run!	112
	About me!: Writing about what I can do	117
	Geography Time!	118
Unit 15	Let's play ball!	120
	About me!: Writing about the beach	125
	Review 5	126
	Picture dictionary	128

Lesson One


1 Trace and circle.



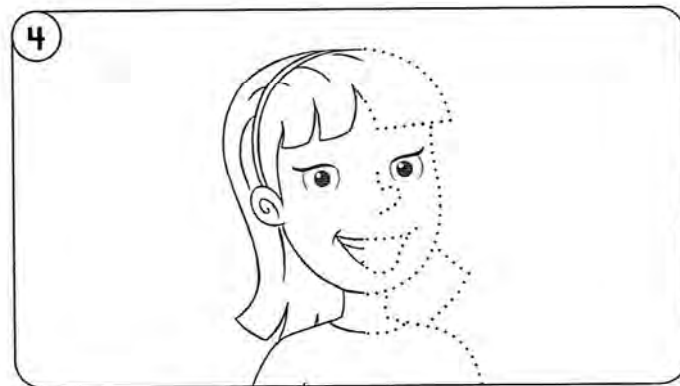
My name's **Tim** / **Billy**.



My name's **Rosy** / **Billy**.

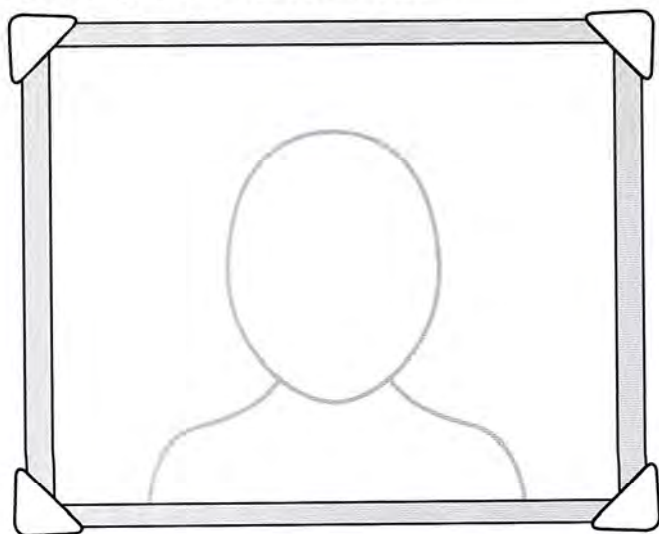


My name's **Miss Jones** / **Tim**.



My name's **Miss Jones** / **Rosy**.

2 Draw yourself and write.




What's your name?

My name's _____.

1 Write.

name you I'm Bye Hello Tim



2 Match.



- 1 Hello.
- 2 How are you?
- 3 What's your name?
- 4 Goodbye.

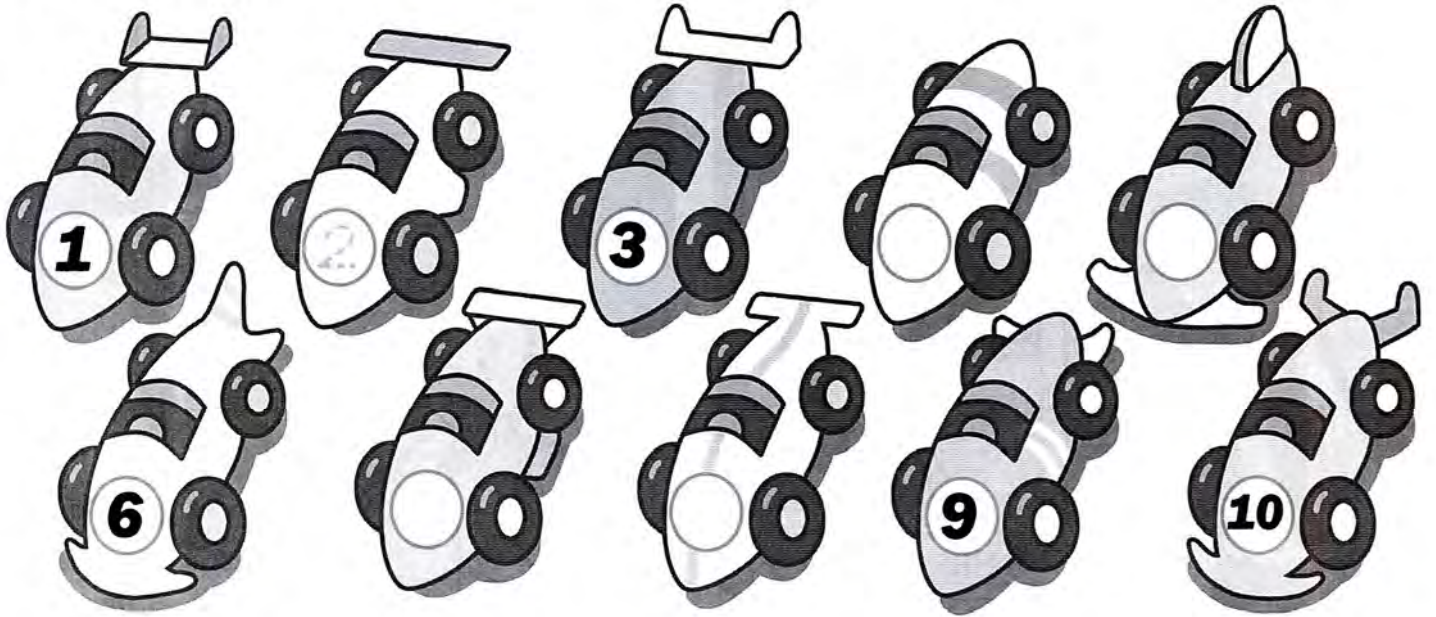
b

- a Bye.
- b Hello.
- c I'm fine.
- d My name's Tim.

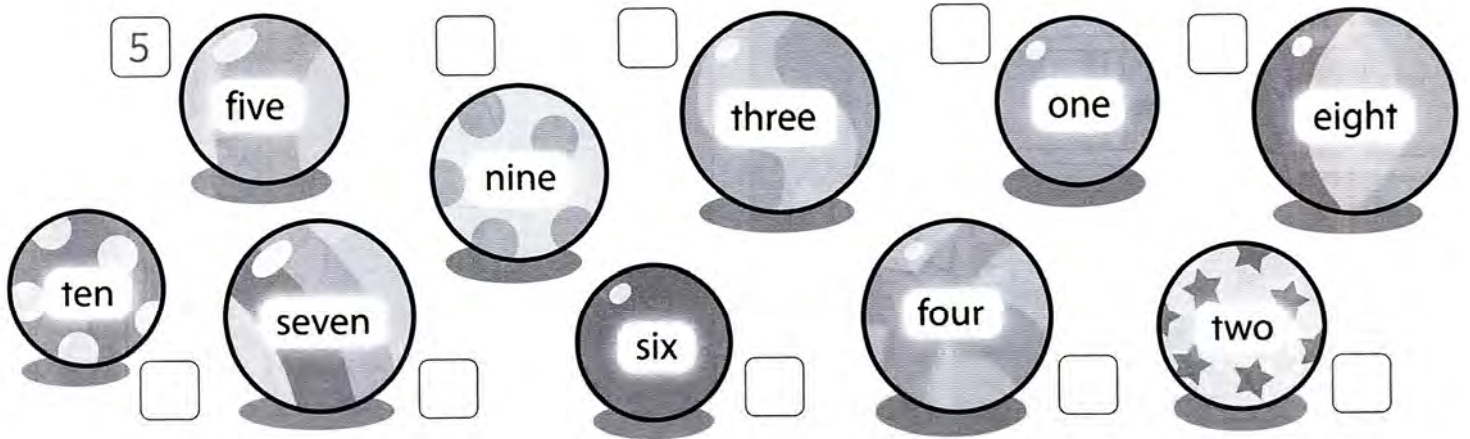


Lesson Three

1 Write. Then point and say.



2 Write the numbers.




3 Write.

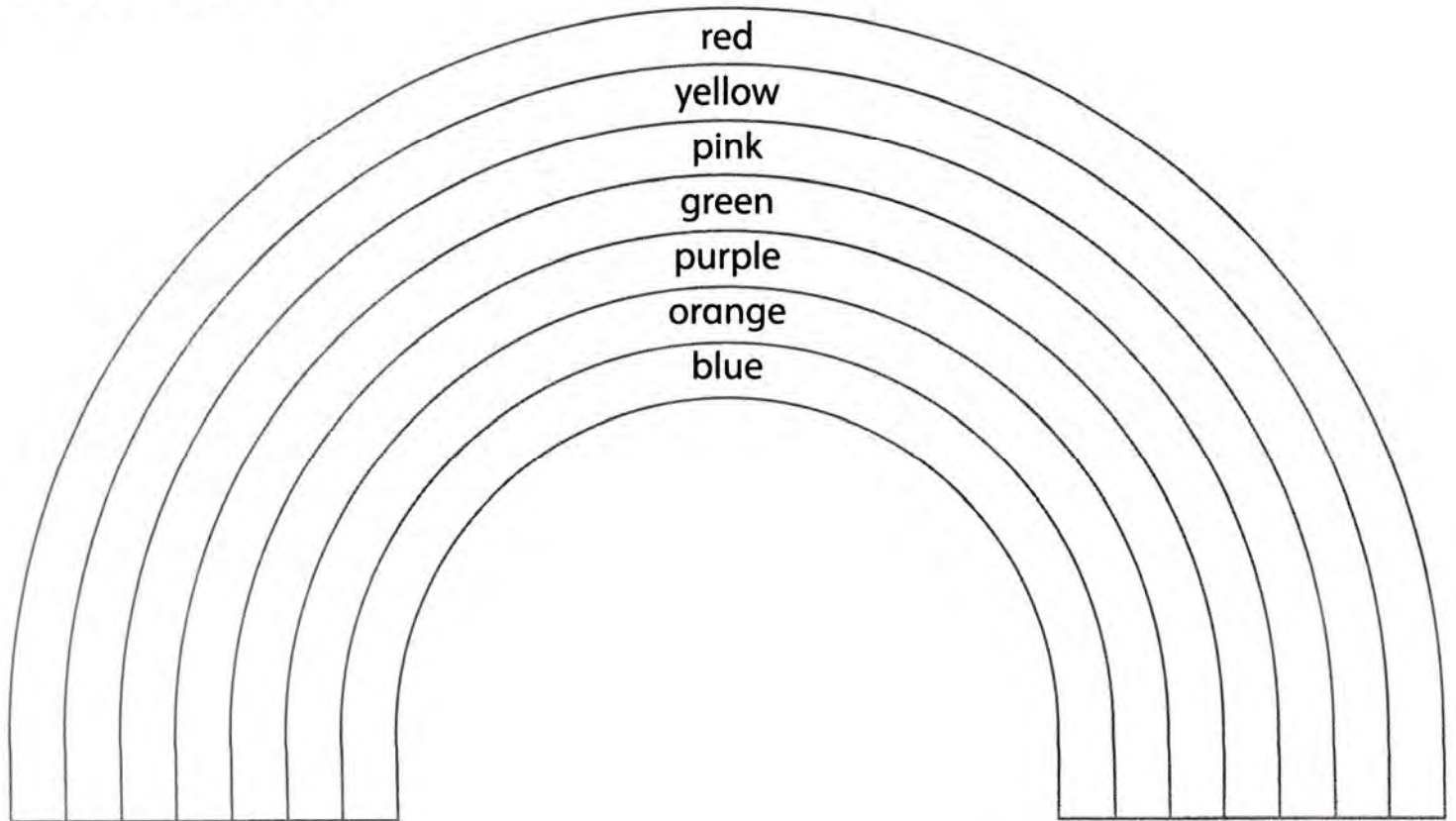


1 Write.

S W M T F ~~S~~ T



2 Read and color.




1

What's this?

Lesson One Words


1 Circle the correct word.

1




book / pencil

2




book / ruler

3



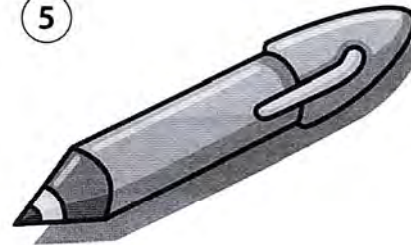
ruler / eraser

4




eraser / pen

5



book / pen

2 Write.



1 ruler _____

2 p _____

3 b _____

4 e _____

5 p _____

1 Order the words. Match.

1 pen. It's a

It's a pen.

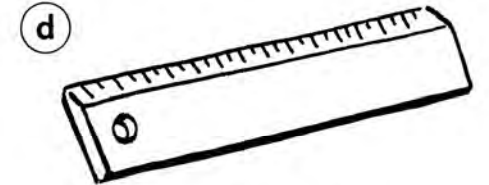

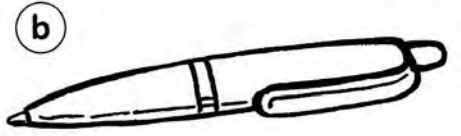

b

2 It's ruler. a


3 pencil. a It's

4 book. It's a

5 an eraser. It's

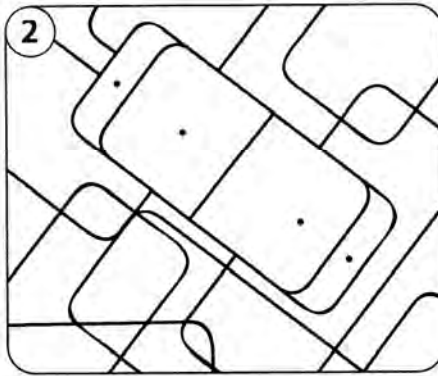


2 Color and write.



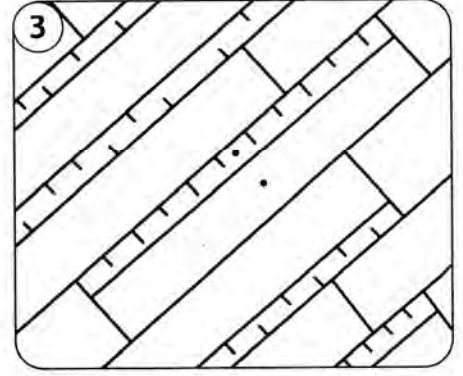
What's this?

It's a pencil.



What's _____?

It's _____.



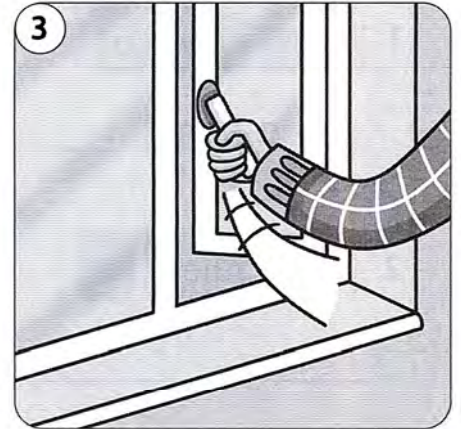

What's _____?

It's _____.

Lesson Three Words

1 Write.

door window bag



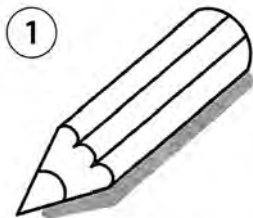
Open the bag.

Close the _____.

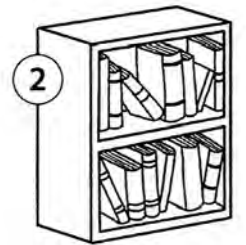
Open the _____.

2 Look and write.

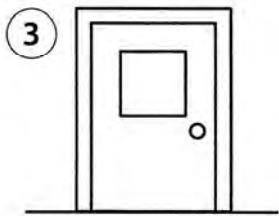
door window pen bag pencil bookcase folder



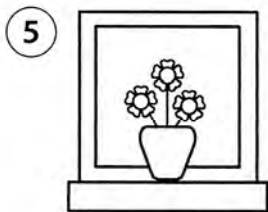
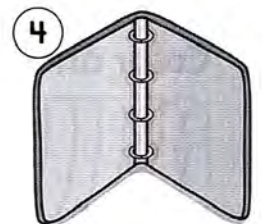
1 p e n c i l




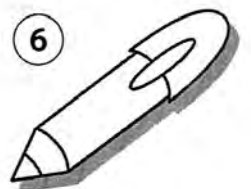
2 o



3 o
4 l





5 i





6 n
7 g
s

1 Trace the correct sound.



2 Write.



3 Read and write the letters *a*, *b*, *c*, and *d*.



The c at likes irds .

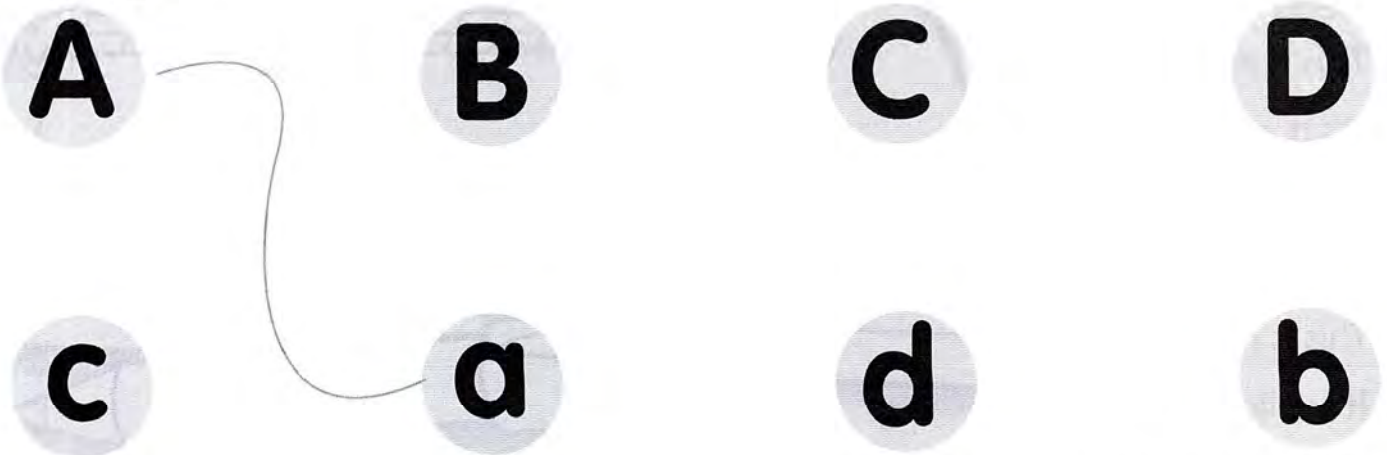
The og likes pples .

Here's the at with the ird .

Here's the og with the pple .



4 Match.



Skills Time!

Lesson Five

Reading

1 Circle the correct word and write.



My name's Emma.

Sally Sue Emma



This is my school _____.

book ruler bag



It's an _____.

pen eraser bag



And this is a blue _____.

folder ruler pencil



And a red _____.

pen pencil eraser

2 Read and color.

This is my pencil case.

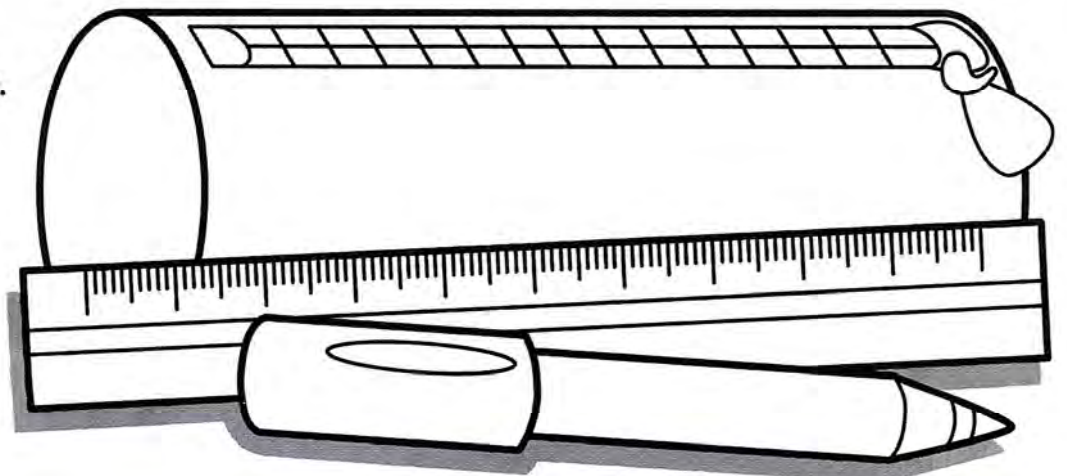
It's green.

This is my pen.

It's red.

This is my ruler.

It's yellow.



Writing

1 Count the words and write.

- 1 Open your book. 3
- 3 Look at this.
- 5 This is my school bag.

- 2 It's blue.
- 4 This is Emma.
- 6 Look at the train.



About me!

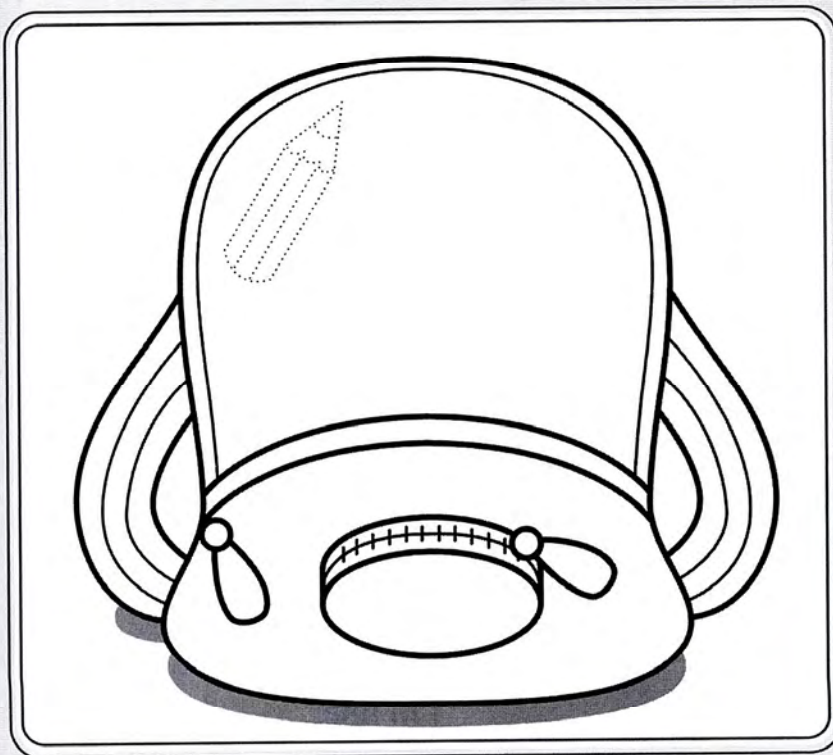
2 Look at your school things. Write the colors.

red yellow blue green pink purple orange

- pen _____ pencil _____ eraser _____
- bag _____ ruler _____ book _____

3 Draw, color, and write about three of your school things.

 This is a pencil. It's blue.




- This is a _____.
- It's _____.
- This is a _____.
- It's _____.
- This is a _____.
- It's _____.


Fluency Time! ①

Everyday English


1 Complete the sentences.




Hi, Natalie. How are _____?



I'm _____, thanks.




_____ are you?



I'm fine, _____.

2 Look and write.



1 Watch and circle. 




Ellie / Kate



Ellie / Mom



James / Dad

2 Watch again. Then match. 

1 Hi, Ellie. How are you?

2 I'm fine, thanks. And how are you?

3 I have Mr. Jenson. Who is your teacher?

4 I don't know.



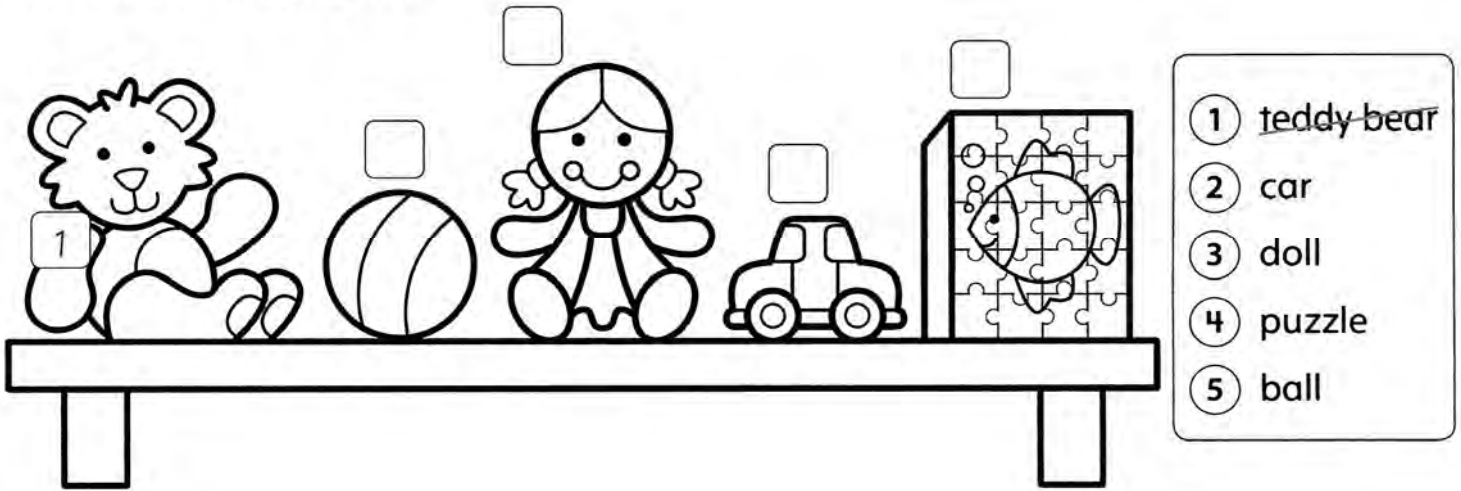
3 Talk with a friend. Who is your teacher this year?

2

Playtime!

Lesson One Words

1 Number the picture.




2 Look at the picture above. Read and color.

The ball is green. The teddy bear is orange. The car is red.

3 Write.



It's a ball.



It's a _____.



It's a _____.




It's a _____.



It's a _____.

1 Look at the pictures and match. Then write.



This is my puzzle.

my



This is _____ ball.

your



This _____ doll.




_____ teddy bear.

2 Write.

Yes, it is. No, it isn't.



1 Is it a doll?
Yes, it is. _____



2 Is it a teddy bear?



3 Is it a puzzle?




4 Is it a ball?


1 Say the sound. Say the words. Color the correct picture.




2 Write.



 e gg



 ig



 oat



 at

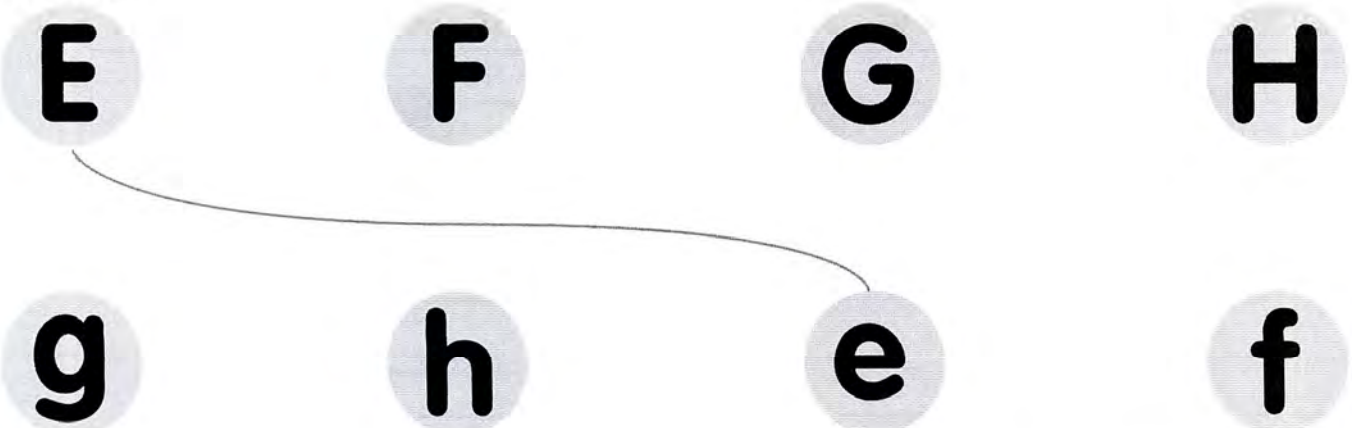
3 Read and write the letters *e*, *f*, *g*, and *h*.



There's an e gg with a blue at.
 Look, the oat has a ig.
 The oat likes igs.



4 Match.



Skills Time!

Lesson Five

Reading

1 Read again and write *T* (true) or *F* (false).

My favorite ...

What's my favorite toy?
My favorite one of all.
Is it my scooter? Is it my doll?
No, it's my orange ball.

What's my favorite color?
What do you think?
Is it yellow? Is it white?
No, it's the color pink.

What's my favorite animal?
Try to guess the word.
Is it a zebra? Is it a cat?
No, it's a pretty bird.

Holly, age 7.



- 1 My favorite toy is a doll. F
- 2 My favorite toy is a ball.
- 3 My ball is green.
- 4 My ball is orange.
- 5 My favorite color is pink.
- 6 My favorite color is yellow.
- 7 My favorite animal is a zebra.
- 8 My favorite animal is a bird.



2 Write the words in the correct box.

scooter yellow white bird ball zebra car cat pink

toys

scooter

colors

animals

Writing

1 Circle the words. Write the sentences and match.

1 This is my bike.

This is my bike.

b

2 Open the door.


_____ .

3 This is my red ball.

_____ .

4 Close the window.

_____ .




About me!

irLanguage.com

2 Circle your toys. Underline your favorite toy.

bike car train doll teddy bear puzzle kite ball game

3 Draw and write about your toys.



This is my _____ .

This is _____ .

This _____ .



This _____ .

My favorite toy is a _____ .

Math Time!

Topic: Addition

1 Complete the picture additions.




2 Write.

equals teddy bear kites four plus


1 Four _____ kites _____ plus two dolls _____ six.

2 Three balls _____ one _____ equals _____.

1 Listen again. Write.  34


balls plus equals three kites

How many kites _____ ?




Four kites

How many _____ ?




Three balls.

Four kites and _____ balls.



What's four _____ three?



Four plus three _____ seven.


2 Look at Exercise 1. Point and say.

3

This is my nose!

Lesson One Words

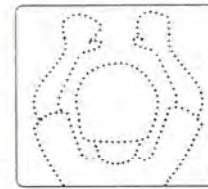
1 Number the picture.



- ① leg
- ② face
- ③ ear
- ④ nose
- ⑤ arm

2 What's next? Look, draw, and write.

ears legs arms face



arms



1 Count and circle. Then write.

one two



arm / arms


two arms



leg / legs



nose / noses



ear / ears

2 Look at the pictures and match. Then write.



This is



These are



Lesson Three Words


1 Read and trace.

①




Trace three fingers.

②



Trace five fingers.

③



Trace one finger.

2 Read and color.



Color the legs yellow.

Color the eyes blue.

Color the nose green.

Color the ears red.

Color the face pink.

Color the hands orange.

Color the shoulders purple.

Color the eyebrows green.

3 Look at the picture again and write.

1 The eyes are blue.

2 The _____ are red.


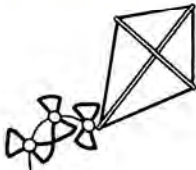


3 The _____ is green.

4 The _____ are purple.

5 The _____ are yellow.

6 The _____ is pink.

1 Match.

I	J	K	L
k	i	l	j
			


2 Read and write the letters *i*, *j*, *k*, and *l*.




The lion has some jelly.
 The kion has some jnk.
 Look! Here is a kite.
 Oops! The lion is a mess.



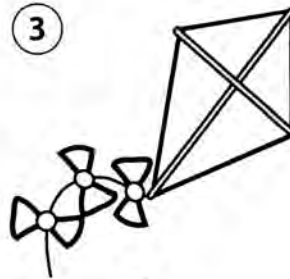
3 Write.



jelly



lird




kite




lig



lion



jnk



apple



kat



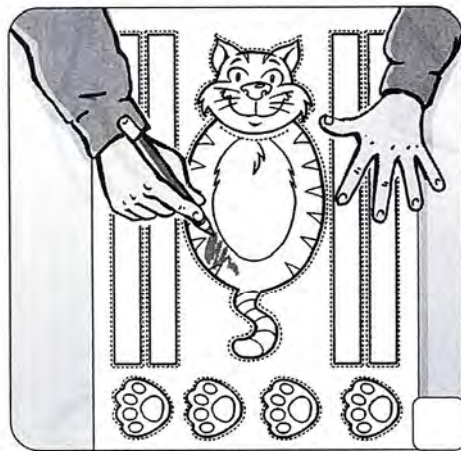


Skills Time!

Lesson Five

Reading

1 Read and number the pictures.

- 1 This is my paper cat.
- 2 Color the face and body. Color the legs and paws.
- 3 Now cut out the body. And cut the face.
- 4 Cut out the four legs. Fold the legs.
- 5 Cut out the paws. Glue the paws on the legs.
- 6 Glue the legs on the body.



2 Read again and circle.

- 1 This is my paper **pen** / **cat**.
- 2 Color the **face** / **hat**.
- 3 Cut out the **four** / **six** legs.
- 4 Glue the **legs** / **fingers** on the body.

Writing

1 Underline the sentences. Count and write.

1 Cut out the four legs. Fold the legs.

2

2 This is my nose.

—

3 This is my pen. This is my pencil. And this is my ruler.

—

4 It's a folder. It's my red folder.

—

5 It's orange. The nose is pink. The eyes are green. It's a tiger!

—



About me!


2 Match.

eyes ears nose legs arms face hands fingers eyebrows shoulders

This is my

These are my

3 Draw and write about your body.



My name's _____.

This is my _____.

This _____.

These are my _____.

These are _____.


These _____.

_____.

_____.

1 Read and color.

- Color the eraser red.
- Color the book blue.
- Color the bag yellow.
- Color the ruler orange.
- Color the pen green.
- Color the pencil purple.



2 Look at the picture again and write ✓ or x.

- | | | |
|---------------------|-----------|-------------------------------------|
| 1 How many boys? | 2 boys | <input checked="" type="checkbox"/> |
| 2 How many girls? | 3 girls | <input type="checkbox"/> |
| 3 How many windows? | 8 windows | <input type="checkbox"/> |
| 4 How many doors? | 1 door | <input type="checkbox"/> |

3 Write the words in the correct box.

eyes pen ball eyebrows game ruler hands
book train puzzle face addition problem

toys

train

school

body

4 Order the words.

1 this? What's

What's this? _____

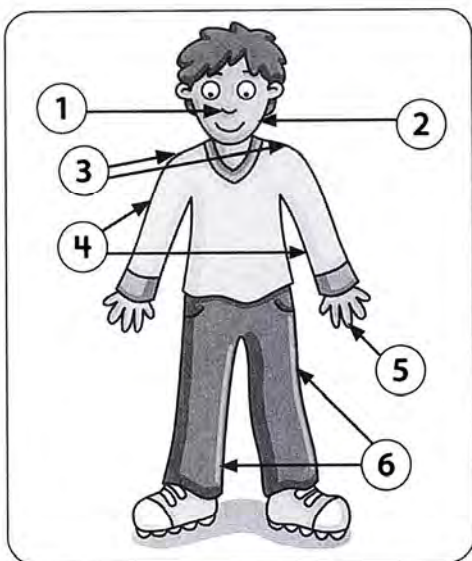
2 old you? How are

3 It's scooter. a

4 your name? What's

5 Look at the picture and write.

nose face fingers legs
arms shoulders



① This is my _____ nose _____.

② This is my _____.

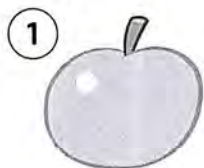
③ These are _____.

④ These _____.

⑤ _____.

⑥ _____.

6 Write.




_ a p p l e



_ o a t




_ i g




_ i r d



_ e l l y



_ a t



_ n k



_ e g g

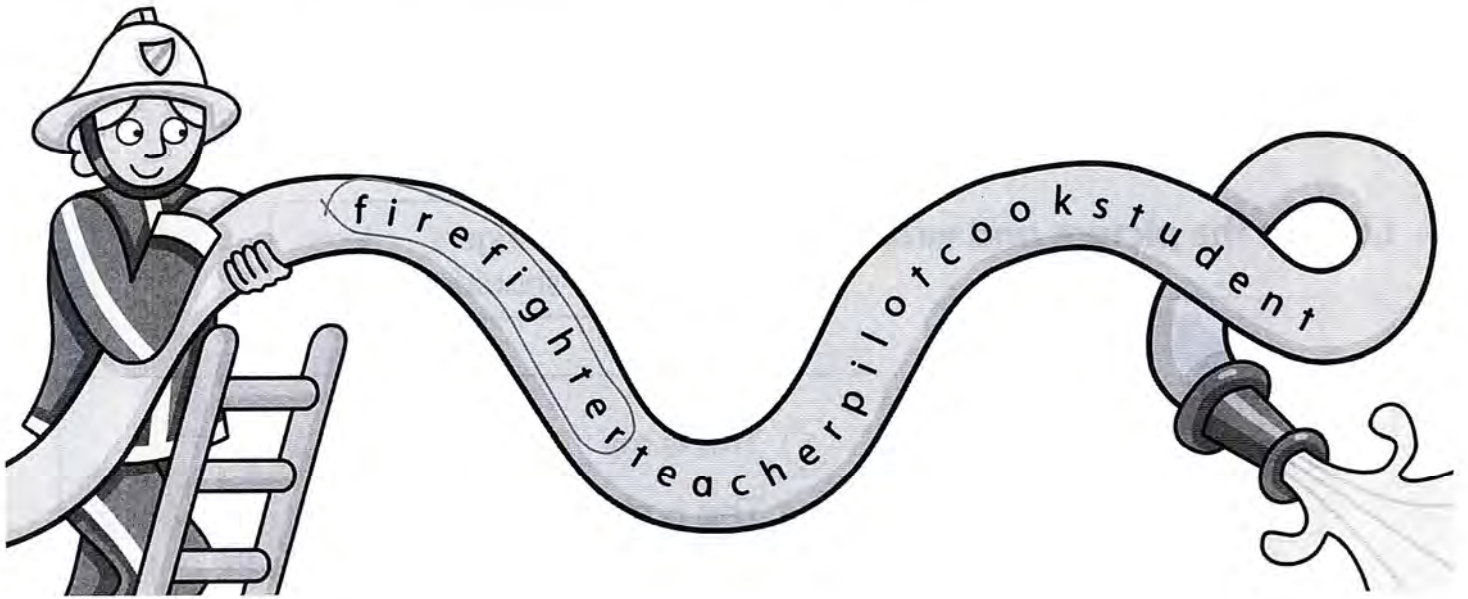
4

He's a hero!


Lesson One Words

1 Find and circle the words.

cook firefighter student teacher pilot



2 Match and write.



cook

1 Look at the pictures and match. Then write.

firefighter student teacher ~~pilot~~



He's a pilot.



a _____.



a _____.



a _____.

He's

She's

2 Order the words.



1 Is a she firefighter? Is she a firefighter?

2 she is. Yes, _____



3 firefighter? Is a he _____

4 No, isn't. he _____




5 a teacher? Is she _____

6 she Yes, is. _____

Lesson Three Words

1 Read and match.



He's a farmer.

She's a doctor.

He's a police officer.

2 Find and circle the words. Then write.



student

p	s	t	u	d	e	n	t	★	f
i	m	a	i	l	m	a	n	★	a
l	★	★	★	★	★	★	★	★	r
o	t	e	a	c	h	e	r	★	m
t	d	o	c	t	o	r	★	★	e
z	o	o	k	e	e	p	e	r	r



f




z



m



d



t



p

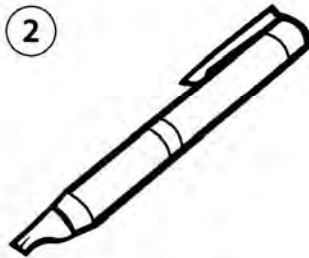
1 Trace the correct sound.

1



 m n

2



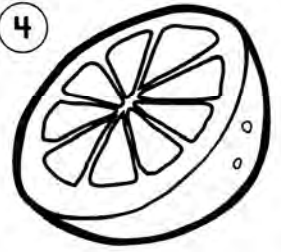
 o p

3



 m n

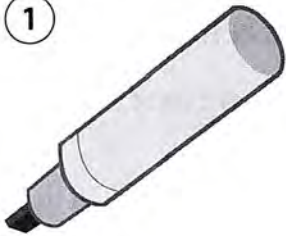
4



 n o

2 Write.

1



 p en

2



 om

3



 range

4



 urse

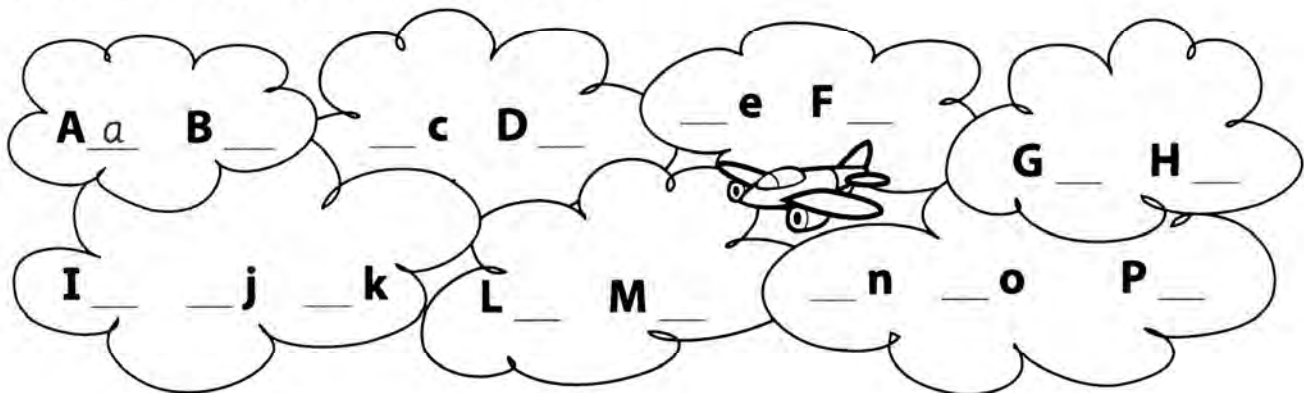
3 Read and write the letters *m*, *n*, *o*, and *p*.



My m om is a urse.
 She has an range and a en.
 She can eat the range.
 She can write with the en.



4 Write the capital or small letters.



Skills Time!

Lesson Five

Reading

1 Read.



My name's Harry.
I'm eight.



This is my dad.
He's a pilot.



This is my mom.
She's a teacher.



This is my grandma.
She's a cook.



And this is my sister, Ella.
She's six. She's a student.



We're a happy family.

2 Match.

teacher

cook

pilot

student



3 Write the words in the correct box.

eight ~~mom~~ Harry pilot grandma cook Ella six

family

jobs

numbers

names

mom

Writing

1 Write the sentences with capital letters and periods.

- 1 this is my grandpa This is my grandpa.
- 2 he's a mailman _____
- 3 this is my brother _____
- 4 these are my hands _____
- 5 i'm a student _____



About me!


2 Write the names of people in your family who have these jobs.

- | | | | | | |
|----------------|-------|-------------|-------|---------|-------|
| cook | _____ | doctor | _____ | farmer | _____ |
| nurse | _____ | firefighter | _____ | teacher | _____ |
| police officer | _____ | pilot | _____ | student | _____ |
| zookeeper | _____ | mailman | _____ | | |

3 Draw your family. Write about their jobs.

He's She's

This is my grandma. She's a teacher.



This is my _____.

_____ a _____.

This is _____.

_____ a _____.

This _____.

_____.

This is me. I'm a _____.

Fluency Time! 2

Everyday English

1 Order the words.




Mrs. White. is This

This is Mrs. White.




Nice to meet you.

too. meet to Nice you,



is This James.



meet Nice to you.

meet Nice to too. you,

2 Look and write.



1 This is Emily.

2 _____

3 _____

1 Watch and circle. 




Dad / Mrs. Smith



Mrs. Smith / Kate



Mom / Mrs. Smith

2 Watch again. Then match. 

1 Dad, this is Mrs. Smith.

2 Nice to meet you.

3 Nice to meet you, too.

4 Her name is Molly.



3 Talk with a friend. What's your favorite color?

My favorite color is blue.

5

Where's the ball?

Lesson One Words


1 Number the picture.



- ① swing
- ② slide
- ③ seesaw
- ④ goal
- ⑤ tree

2 Write.

①



What's this?

It's a tree.

②



What's this?

It's _____.


③



What's this?

It's _____.

④



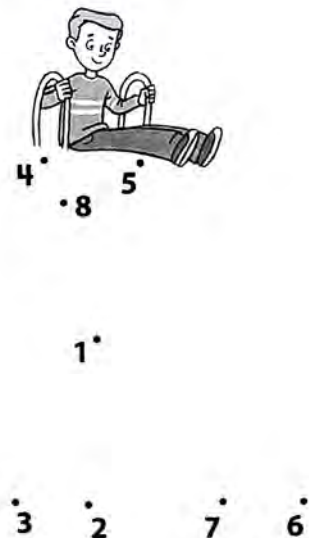

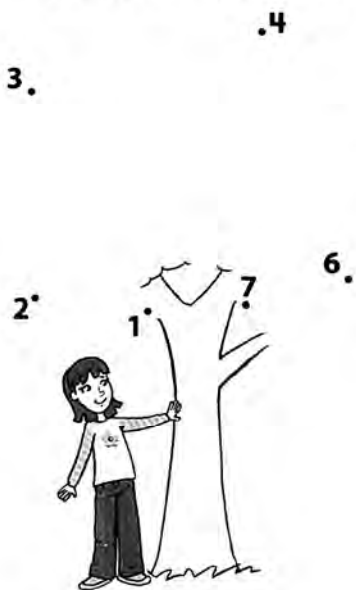
What's this?

⑤



What's this?

1 Connect the dots in the three pictures. Then read and match.



1 Rosy's

on

the



2 Billy's

under

the



3 Tim's

in

the



2 Look at the pictures above and write.

slide on goal in tree under

1 Where's Tim?

He's on the _____.

2 Where's Rosy?

She's _____ the _____.


3 Where's Billy?

He's _____ the _____.

Lesson Three Words

1 Write.


frisbee ice cream pool




- 1 What's in the pool ? A ball.
- 2 Where's the _____ ? It's under the chair.
- 3 Where's the _____ ? It's on the table.

2 Look and write.

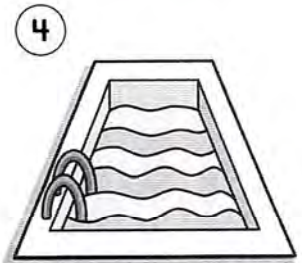
tree seesaw frisbee pool slide ice cream



1 s e e s a w
2 t



3
t
h
e








4 p
5
a



6
r
k



1 Match.

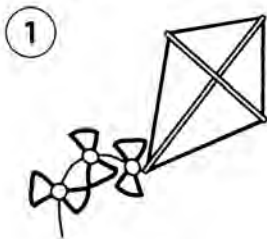
Q	R	S	T	U
s	q	r	u	t
				

2 Read and write the letters *q, r, s, t,* and *u*.



The queen is on the uofa.
 The ueen has a rabbit.
 The riger is on the uofa.
 The riger has an umbrella.

3 Write.




kite



nurse



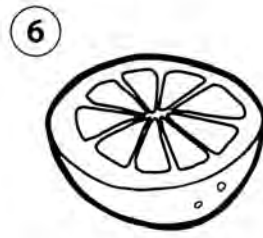
queen




rabbit



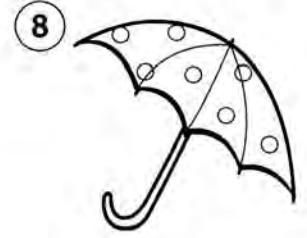
riger



orange



uofa



umbrella

Skills Time!

Lesson Five

Reading

1 Look at the picture. Read and write.

doll ball bike kite teddy bear

- 1 A toy is under a tree. What is it? It's a bike.
- 2 A toy is on the slide. What is it? It's a _____.
- 3 A toy is in the goal. What is it? It's a _____.
- 4 A toy is in a tree. What is it? It's a _____.
- 5 A toy is on the seesaw. What is it? It's a _____.



2 Read and write *T* (true) or *F* (false).

- 1 The bike is in a tree. F
- 2 The teddy bear is under the slide. _____
- 3 The ball is in the goal. _____
- 4 The kite is in a tree. _____
- 5 The doll is on the seesaw. _____


Writing

1 Circle the names. Write the sentences with capital letters at the start of the names.

1 My name's (tim).

My name's Tim.

2 This is rosy.

3 rosy and billy are here.

4 tim is a student.


About me!

2 Circle the things in a park.

lion swing window slide sofa seesaw door

pool tree queen ball frisbee jungle gym

3 Draw and write about you and your friends at the park.

James is under the tree.

This is me and my friends at the park. I am _____ the _____.

_____ is _____ the _____.

_____ is _____ the _____.

The _____ is _____.

The _____ is _____.

Art Time!

Topic: Colors

1 Write and color.

light dark

1 This is green paint.

Add black paint.

It's dark

green.



2 This is blue paint.

Add white paint.

It's _____

_____.



3 This is red paint.

Add black paint.

It's _____

_____.

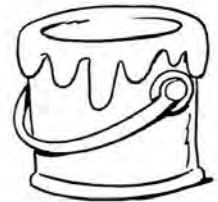


4 This is purple paint.

Add white paint.

It's _____

_____.



2 Read and color.

This is my picture. It's a park. The tree is light green.

The seesaw is light blue. The slide is dark green.


The swings are black. The goal is light purple.



مرجع زبان ایرانیان

1 Listen again. Write.  69

white this color pink paint What red




2 Look at Exercise 1. Point and say.

6

Billy's teddy bear!

Lesson One Words

1 Number the picture.



- ① mom
- ② dad
- ③ sister
- ④ brother
- ⑤ grandma
- ⑥ grandpa

2 Write.

①



This is my _____ brother _____.

②



This is _____.

③



This _____.

④



_____.

⑤



_____.

This is my family.



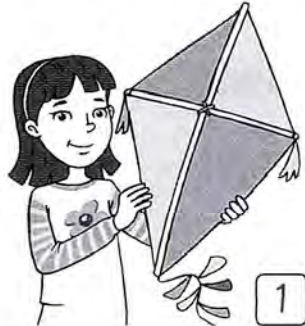
1 Read and number the pictures.

1 It's Rosy's kite.


2 It's Mom's book.

3 It's Grandma's umbrella.

4 It's Dad's bag.



2 Read and color.



Rosy's hat is red. Tim's hat is green.

Rosy's kite is red and orange.

Tim's kite is green and purple.

Rosy's ice cream is brown.

Tim's ice cream is pink.

3 Look at the pictures and write.



This is Grandpa's egg.



This is _____ ice cream.





This is _____ pen.



This is _____ bike.

Lesson Three Words

1 Color the  words red and the  words yellow.

- mom grandpa dad sister grandma brother

2 Find and circle the family words. Then write.



dad _____



m _____



b _____



s _____

g	r	a	n	d	m	a	★
r	★	c	o	u	s	i	n
a	s	i	s	t	e	r	★
n	★	m	★	★	★	d	l
d	★	o	★	★	★	a	★
p	★	m	★	★	★	d	★
a	b	r	o	t	h	e	r



c _____




g _____




g _____

1 Say the sound. Say the words. Color the correct picture.


Vv



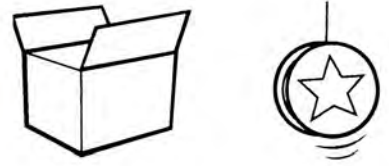
Ww




Xx



Yy




Zz



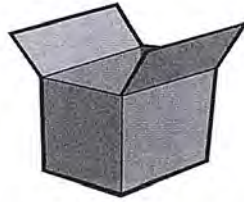
2 Write.



v an




__indow



bo__




__o-yo



__ebra

3 Read and write the letters v, w, x, y, and z.



Look out of the window.


What can you see?

I can see a zebra in a van,

And a yo-yo on a bo__.



4 Write.



Skills Time!



Lesson Five

Reading

1 Read and number the pictures.

- 1 My sister's kite is in the tree. Look!
- 2 My dad throws a ball.
- 3 My uncle throws his hat.
- 4 A bird's in the tree. It has the kite.
- 5 Thank you, bird!
- 6 Here's my family with the kite. We are happy now.

Hello, I'm Oli!



2 Read again and write.

kite uncle tree bird ball

- 1 His sister's kite is in the tree.
- 2 Oli's dad throws a ball.
- 3 Oli's uncle throws his hat.
- 4 A bird is in the tree, too.
- 5 Here's Oli's family with the kite.

Writing

1 Trace and write question marks.

?

?

?

?

2 Write with question marks and capital letters.

1 who's this

Who's this?

2 is this your teddy bear

3 where's your bike

4 is it a game

5 what's your name



About me!

3 Choose four family members. Write what they have.

umbrella bag bike pen car hat ball kite scooter

mom

sister

aunt

dad

grandma


uncle

brother

grandpa

cousin

4 Draw and write about their things. *This is my brother's ball.*



This is my _____.





This is _____.

This _____.

Review 2

1 Look and write.



- 1  This is Bob's frisbee.
- 2  This is _____ teddy bear.
- 3  This _____ ball.
- 4  _____ pen.

2 Write.

Yes, he is. ~~No, he isn't.~~ Yes, she is. No, she isn't.



Is he a police officer?

No, he isn't.



Is she a teacher?



Is he a farmer?



Is she a zookeeper?

3 Write the words in the correct box.

doctor aunt swing firefighter slide mailman grandma
jungle gym uncle nurse cousin seesaw

jobs

doctor

family

park

4 Order the words.

1 She's student. a

She's a student.

2 my It's ice cream. brother's

3 isn't a She teacher.

4 blue dark It's

5 Write the questions.

frisbee bird book ball



1 Where's the frisbee?

It's in the pool.

2 Where's _____ ?

It's under the slide.


3 _____ ?

It's in the tree.

4 _____ ?

It's on the swing.

6 Write.



o range



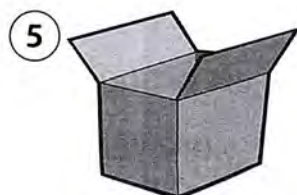
om




mbrella




o-yo




bo__



__indow



__abbit



__ofa

7

Are these his pants?

Lesson One Words


1 Circle the correct word.

①



T-shirt / dress

②



shorts / pants

③




socks / shorts

④



dress / T-shirt

2 Read and color.



- 1 = blue
- 2 = orange
- 3 = red
- 4 = yellow
- 5 = green

3 Look at the picture and write.

shorts ~~pants~~ T-shirt socks dress

1 Tim's pants are blue.

2 Tim's _____ is orange.

3 Rosy's _____ is red.

4 Rosy's _____ are yellow.

5 Billy's _____ are green.

1 Look at the pictures and match. Then write.

shorts T-shirt pants dress



This is her dress.

his




These are _____.



This is _____.

her



These are _____.

2 Write. Yes, they are. No, they aren't.



1 Are these his shorts?

Yes, they are.



2 Are these her socks?

_____.



3 Are these her pants?

_____.



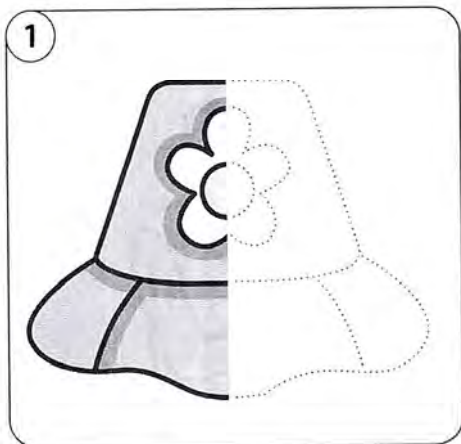
4 Are these his socks?

_____.

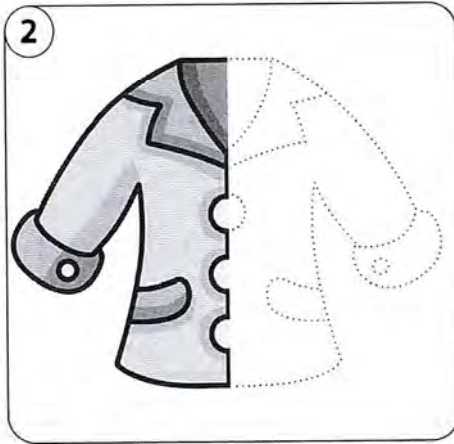
Lesson Three Words

1 Trace and write.

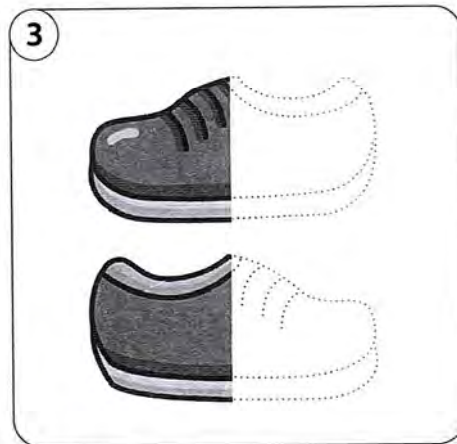
shoes hat coat



This is a _____.



This is a _____.



These are _____.

2 Look and write.

coat tracksuit T-shirt socks shoes sweater pants shorts



1 s o c k s



2



5



6 - h

7 e

8 s



Skills Time!

Lesson Five

Reading

1 Read the story again and write.

pants soccer coat socks orange T-shirt

1 Look at these pants and this coat. They're nice.

2 I like these pants, Mom.
They're orange. All your _____ are orange.

3 I like these _____.
And this T-shirt.

4 But I like _____.
It's my favorite color.
They're orange, too!

5 Max, try on this blue _____
and these green pants.

6 But Mom, orange is my _____
team's color!

Writing

1 Trace and write 's.

's 's 's 's _____

2 Write the sentences with 's.

- 1 Where is my dress? Where's my dress?
- 2 He is seven. _____
- 3 It is a bird. _____
- 4 What is your name? _____
- 5 She is my sister. _____




About me!

3 Circle your favorite clothes. Write the color.

blue yellow pink orange red purple green

T-shirt _____ pants _____ shorts _____
 shoes _____ tracksuit _____ dress _____
 coat _____ hat _____ sweater _____

4 Draw, color, and write about your clothes. This is my coat. It's green.



This is my _____. It's _____.
 This _____.


 These are my _____. They're _____.
 These _____.
 _____.

Fluency Time! 3

Everyday English

1 Write the questions.


seesaw slide swing jungle gym



1 Can I go on the
swing, please?



2 Can I go on the
_____, please?




3 Can _____,
_____, please?



4 _____?

2 Look and write.

jungle gym Can careful fine I'm down





1 Watch and write Yes or No.

1 The park is big. Yes

2 The jungle gym is pink. _____

3 The car goes under the slide. _____



2 Watch again. Then match.

1 Come down now.

2 Dad, can I go on the swing, please?

3 Look, I'm on the jungle gym.

4 Be careful of the ball, James.



3 Talk with a friend. What's in your park?

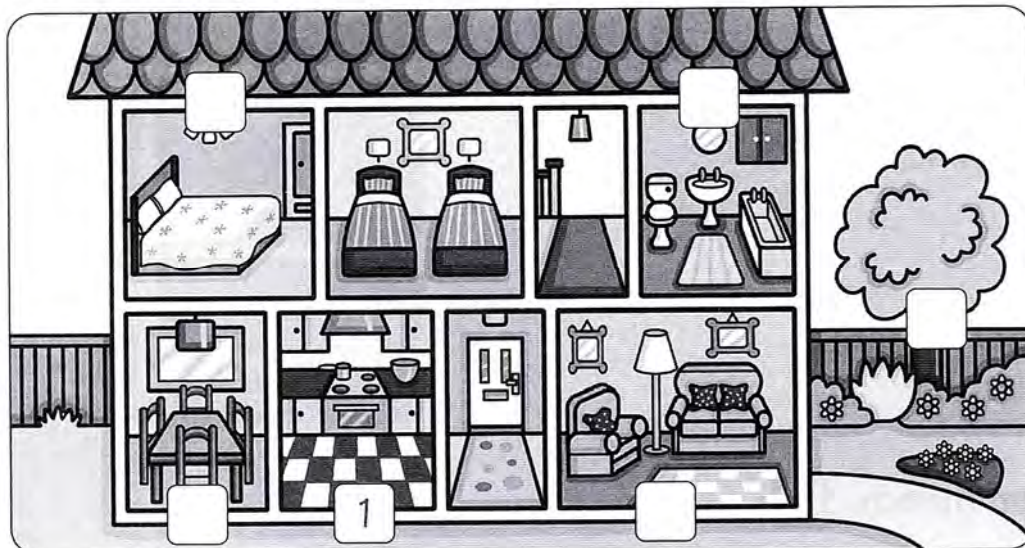
In my park there is a jungle gym and a slide.

8

Where's Grandma?


Lesson One Words

1 Number the picture.



- ① kitchen
- ② living room
- ③ dining room
- ④ bedroom
- ⑤ bathroom
- ⑥ yard

2 Write.




This is in the dining room.



This is in _____.



This is _____.



This _____.




_____.

1 Follow and write.



kitchen



dining room



bedroom



living room

- 1 Where's Rosy? She's in the _____.
- 2 Where are Mom and Dad? They're _____.
- 3 _____ Grandma and Grandpa? _____.
- 4 _____ Billy? _____.


2 Look and write.

Yes, they are. No, they aren't. Yes, she is. ~~No, he isn't.~~

- 1 Is Billy in the dining room? No, he isn't.
- 2 Are Grandma and Grandpa in the kitchen? _____
- 3 Are Mom and Dad in the living room? _____
- 4 Is Rosy in the living room? _____


Lesson Three Words

1 Number the picture.




- ① house
- ② apartments
- ③ yard
- ④ upstairs
- ⑤ downstairs

2 Find and circle the words. Then write.




dining room

f	d	u	a	★	y	d
r	o	p	p	★	a	i
o	w	s	a	k	r	n
n	n	t	r	i	d	i
t	s	a	t	t	h	n
d	t	i	m	c	o	g
o	a	r	e	h	u	r
o	i	s	n	e	s	o
r	r	★	t	n	e	o
★	s	★	s	★	★	m



d _____



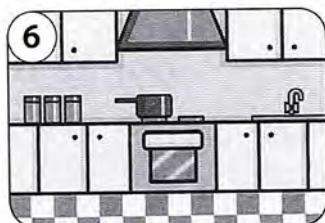
u _____




f _____



h _____



k _____




a _____



y _____

1 Help Shirley find her shoes. Join the letters *sh*.



2 Write.

①



sh oes

②




T- irt

③



 eep

④



fi

3 Read and write. Then color.

Shirley's shoes are red,

Her is blue.

She has a toy ,

And a toy , too.

The is white,

The is blue.

Shirley wants to play,

With me and you.




Skills Time!

Lesson Five

Reading

1 Look at the picture. Read and point.

My name is Mike. I live in an apartment.
I live with my mom, my dad,
my big brother, Paul, and my grandma.
In my apartment there are three bedrooms.
One bedroom is for my mom and dad.
One bedroom is for my grandma.
And the other bedroom is for me and Paul.
Also in the apartment, there is a kitchen,
a big living room, and a bathroom.



2 Read again. Circle and write.

- 1 Mike lives in an apartment.
- 2 Paul is Mike's _____.
- 3 There are _____ bedrooms.
- 4 One _____ is for Mike's grandma.

house apartment yard

brother sister grandpa

two three four

kitchen apartment bedroom

Writing

1 Say the vowel letters. Circle the vowels in the words.

a e i o u

b@g up pen hat on fig egg
box ink

2 Write the words in the correct box.

a	e	i	o	u
bag	_____	_____	_____	_____
_____	_____	_____	_____	_____




About me!

3 Circle the words about your home.

yard kite front door bedroom bathroom zebra
kitchen dining room face living room

4 Draw your home. Then write about the rooms.



This is the _____.

This is the _____.

This is _____.

This _____.

_____.

These are the _____.

These are _____.



Social Studies Time!

Topic: Jobs

1 Find and circle the words.



2 Write. Use the words from Exercise 1.


Martin Jones is a  firefighter. This is his  _____.

A  ladder is on the truck.

Martin's  uniform is red and yellow.

This is his firefighter's  _____.


This is the  _____.

The firefighters go down a  _____.

1 Listen again. Write. 101

truck firefighter school His on station helmet I'm

My name's Rosa. Today _____ I'm _____
at the fire station with my _____
_____ class.



This is Mr. Lewis. He's a _____.
_____ uniform is red and yellow.



Look at me. I'm in the fire truck!
The fire _____ is yellow.



And this is a real firefighter's _____.
Look. It's _____
my head. The fire _____ is great.



2 Look at Exercise 1. Point and say.

Lesson One Words

1 Find and circle the words.

banana orange sandwich cookie lunchbox drink

1



a dlunchbox e l

2



o l t d r i n k w o u

3




u e y c o o k i e w e r

4



p o b a n a n a d o b

5



a d s a n d w i c h p l

6



o r a n g e e f

2 Look at the pictures and words above.
Write and draw.

- 1 This is a lunchbox .
- 2 This is a _____ .
- 3 This is a _____ .
- 4 This is a _____ .
- 5 This is a _____ .
- 6 This is an _____ .



1 Read and number the pictures.

1 I have an apple and a banana.


3 I have two sandwiches and two apples.

5 I don't have my lunchbox.
I have a drink.

2 I have a sandwich and a cookie.

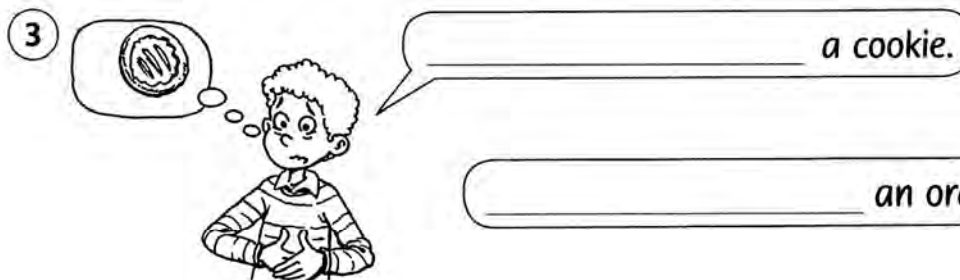

4 I have an apple.
I don't have a banana.

6 I have my lunchbox.
I don't have a drink.



2 Read the sentences again. Circle *a* and underline *an*.



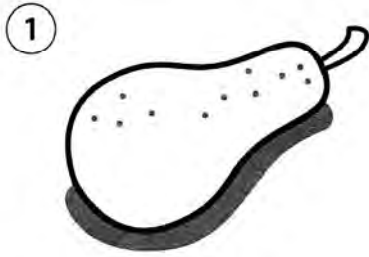
3 Write. I have I don't have



Lesson Three Words


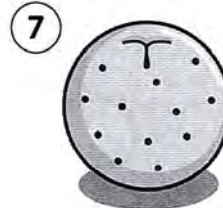





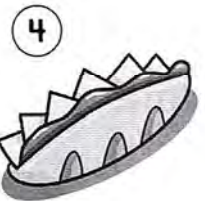


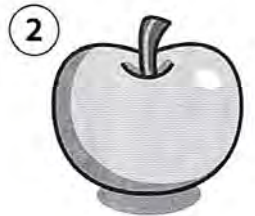
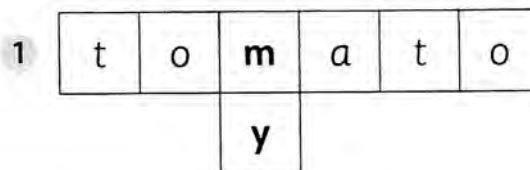
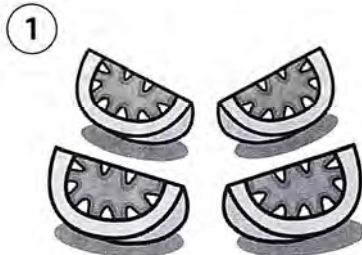
1 Write and color.

tomato grapes pear




2 Look and write.

drink banana fish lunchbox apple
sandwich tomato orange



1 Help Charlie find the chick. Join the letters *ch*.



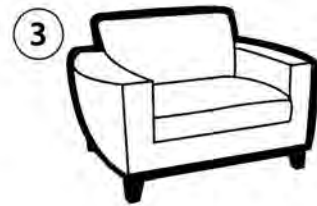
2 Write.



Ch arlie




___ ick



___ air



tea ___ er



lun ___ box

3 Read and write.

My name's Charlie.

This is my _____.

She's on a _____.

She has a little _____.

Chirp, chirp, chirp, says the _____.

Chirp, chirp, chirp, says the _____.

My _____'s on a _____.

She has a little _____.



Skills Time!

Lesson Five

Reading

1 Read.

Hello. I'm Sally and I'm a student. This is my lunchbox. Let's look inside.

I have two sandwiches. One is an egg sandwich.

And the other sandwich is jelly. I have a drink.

It's apple juice. I have an orange and a banana and grapes. I don't have a cookie today.

And I don't have a yogurt, but it's a very nice lunch!



2 What's in Sally's lunchbox? Write ✓ or x.

- | | | | |
|-------------------|-------|--------------------|-------|
| 1 an egg sandwich | ✓ | 2 a jelly sandwich | _____ |
| 3 a drink | _____ | 4 a yogurt | _____ |
| 5 a pear | _____ | 6 an orange | _____ |
| 7 a banana | _____ | 8 a pineapple | _____ |
| 9 grapes | _____ | 10 a cookie | _____ |

3 Write.



I don't have a banana.

I have a _____.



Writing

1 Circle the correct word.

1 This is a / **an** banana.

3 I have **a** / **an** egg.

5 I don't have **a** / **an** sandwich.

2 This is **a** / **an** apple.

4 I have **a** / **an** orange.

6 I don't have **a** / **an** yogurt.

2 Write a or an.

①



Is this a ball?



No, it isn't.

It's _____ apple.

②



Is this _____ orange?



No, it isn't.

It's _____ ball.

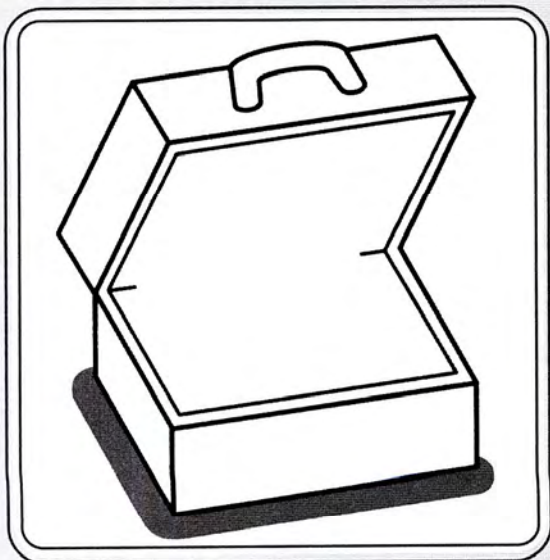


About me!

3 Circle the food in your lunchbox today.

apple yogurt orange grapes banana tomato pear
cookies sandwich egg drink pineapple cherries

4 Draw and write about the food in your lunchbox.



In my lunchbox, I have _____.

I have _____.

I have _____.

I don't have _____.


I _____.

Review 3

1 Write a or an.



a banana



___ apple



___ sandwich



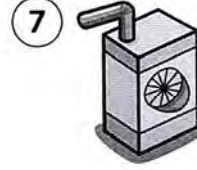
___ orange



___ cookie



___ egg



___ drink



___ tomato

2 Look at the pictures and match.



sandwich

banana

egg

orange

apple

cookie

his

her

3 Look at the pictures again and write.

I have I don't have



1 I have a sandwich.

2 _____ a banana.

3 _____ an orange.



4 _____ an apple.

5 _____ an egg.

6 _____ a cookie.

4 Write the words in the correct box.

bedroom pineapple living room helmet socks pear
bathroom cherries dress grapes kitchen pants

rooms

bedroom

clothes

food

5 Order the words.

1 Grandpa the in yard? Is

Is Grandpa in the yard?

2 his sweater? Is this

3 in dining room. She's the

4 have drink. I a

5 wears He uniform. a

6 upstairs? Is Grandma

6 Write.

ch sh s e h

1



c at

2



ick

3



at

4



oes


5



ofa

Lesson One Words

1 Draw and color yourself.



2 Look at your picture. Read and circle.

1 My eyes are .

2 My hair is .

3 My hair is .

4 My hair is .

3 Write.

1 What color are your eyes?

They're _____.


2 What color is your hair?

It's _____.


3 Is your hair long or short?

4 Is it curly or straight?

1 Read, draw, and color.



This is Sarah. She has blue eyes.
She has long hair.
It's straight and blond.



This is Rick. He has green eyes.
He has short hair.
It's curly and brown.

2 Look at the pictures and write.

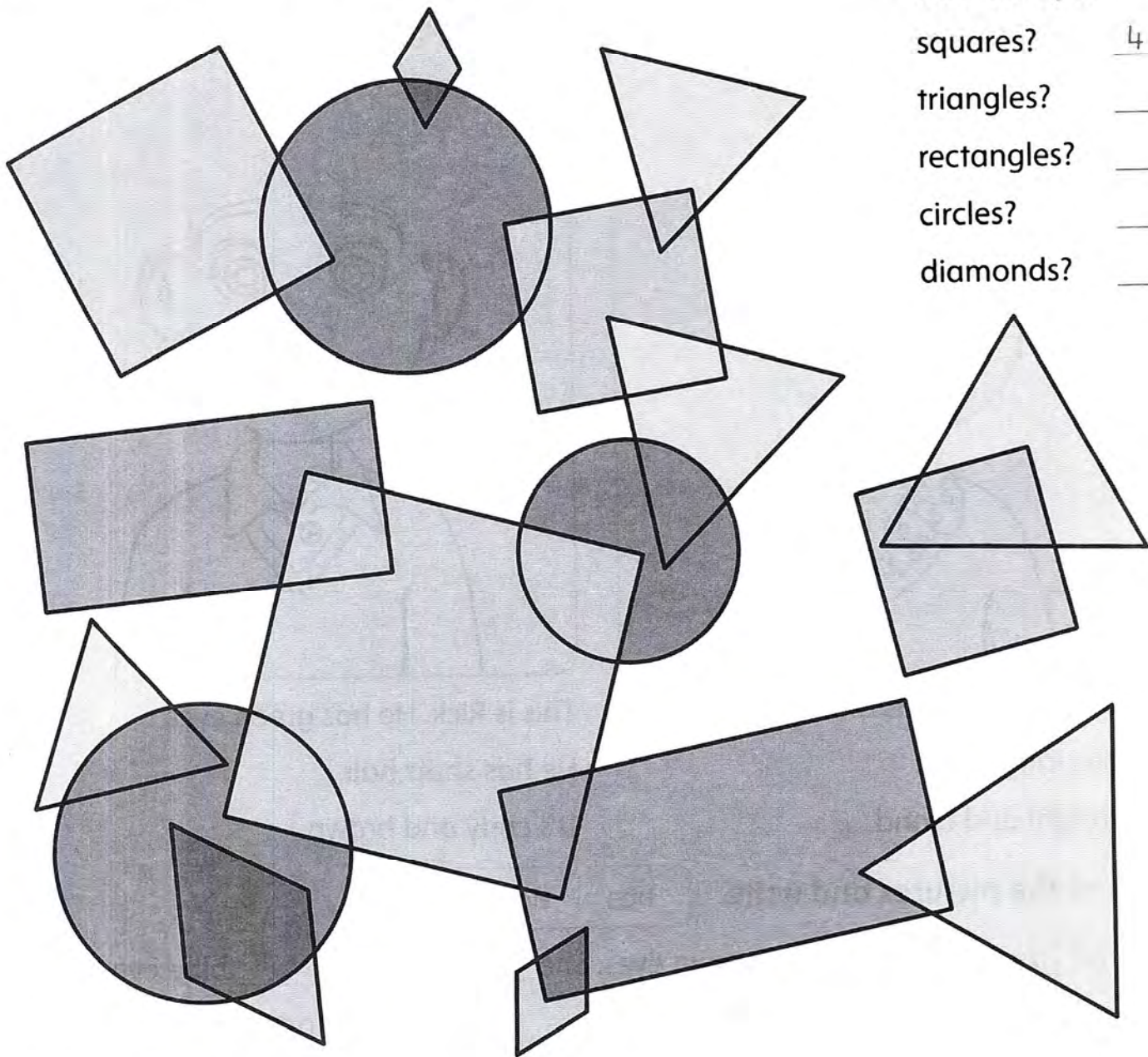
has doesn't have

- 1 Sarah doesn't have brown eyes. She has blue eyes.
- 2 She has long hair. She doesn't have short hair.
- 3 She has curly hair. She doesn't have straight hair.
- 4 She has blond hair. She doesn't have black hair.

- 5 Rick has brown eyes. He doesn't have green eyes.
- 6 He has short hair. He doesn't have long hair.
- 7 He has curly hair. He doesn't have straight hair.
- 8 He has blond hair. He doesn't have brown hair.

Lesson Three Words

1 Find and count the shapes. Write.



How many ...

squares? 4

triangles? 6

rectangles? 3

circles? 3

diamonds? 1

2 Look at the picture again and write.

square triangle circle rectangle


1 It has three sides. It's a triangle.

2 It has four sides. Two are long. Two are short. It's a rectangle.

3 It doesn't have sides. It's a circle.

4 It has four sides. They're all the same. It's a square.

1 Help Theo find his duck. Join the letters *th*.



2 Write.

①




Th eo

②



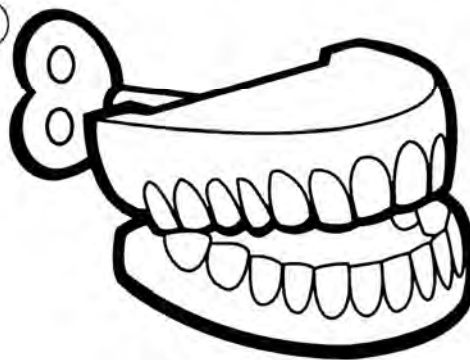
__ ree

③



ba__

④



tee__

3 Write.

Baby Theo 's in the _____,

One, two, _____.

Baby _____ counts his _____,

One, two, _____.




Skills Time!

Lesson Five

Reading

1 Read.



My name is Freddy. I have three best friends. Simon has black hair. It is short and curly. His eyes are brown. Ed is also my friend. His hair is short, too. It is brown and straight. He has green eyes. My other friend is a girl. Her name is Amy. She is Simon's cousin. She has long hair. It is blond and curly. She has blue eyes.

2 Read again and check (✓).

hair	black	blond	brown	short	long	curly	straight
Simon	✓						
Ed							
Amy							
eyes	green	brown	blue				
Simon							
Ed							
Amy							

3 Write the names and color.

①



②



③



Writing

1 Write the short form.

- 1 I do not have short hair. I don't have short hair.
- 2 I do not have long hair. _____
- 3 She does not have blue eyes. _____
- 4 He does not have curly hair. _____




About me!

2 Choose a friend. Circle the words to describe your friend.

hair: long short curly straight black brown blond
 eyes: blue brown black green

3 Draw and write about your friend.

He has She has He doesn't have She doesn't have



My friend's name is _____.

_____ has _____ eyes.

_____ has _____ hair.

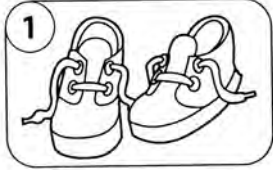
_____ doesn't have _____ eyes.

_____ doesn't _____ hair.

Fluency Time! 4


Everyday English

1 Complete and rewrite the sentences.



Put on your shoes.

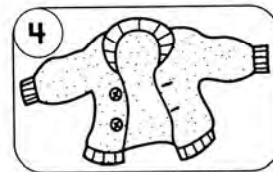
Put on your shoes.



Take off your hat.



Put on your _____.



Take off your _____.

2 Look and write.


dressed Take off Hurry Put on OK coat



1 Watch and write the character names. 

Mrs. Smith Kate Mom



2 Watch again and match the sentences. Then write. 

Hurry up. b

Put on your hat, please.

Take off your shoes, please.

Take off your hat.



3 Talk with a friend. What clothes do you have today?

I have a red sweater.


Lesson One Words

1 Look and match.




monkey

big



elephant


little



giraffe

tall

2 Look at the words again. Write.



What are these?


They're giraffes.

They're tall.



What are these?

They're _____.



What are these?

They're _____.

1 Read and color the faces.

1 I like giraffes.

2 I don't like elephants.

3 I don't like monkeys.

4 I like zebras.

5 I like elephants.

6 I don't like giraffes.

2 Write. like don't like

1 I don't like giraffes


2 I _____

3 I _____


4 I _____

Lesson Three Words


1 Find and circle the words. Then write.



snake _____



g _____




l _____




s _____



t _____



e _____



p _____




p _____

★	m	l	p	i	a	★
t	★	★	o	★	★	e
i	l	★	l	★	★	l
g	i	r	a	f	f	e
e	o	★	r	★	★	p
r	n	★	b	★	★	h
z	e	s	e	a	l	a
m	s	n	a	k	e	n
p	a	r	r	o	t	t

2 Look and write.

big little long short



The elephant's ears are big.





The elephant's nose is _____.



The parrot's legs are _____.

The parrot's eyes are _____.

1 Say and write the words.

c		m	
	cat		_____
h		f	
	_____		_____

2 Write.



The cat has a _____.

The _____ has a _____.

3 Help the cat and the man find their things.

Color *at* red. Color *an* blue. Then join.




at	at	n	n	t
a	t	at	t	at
an	n	t	at	an
n	an	an	an	n

Skills Time!

Lesson Five

Reading

1 Read.



At the zoo

Look at the boys,
And the girls, too.
Tall ones, short ones,
At the zoo.

They like seals,
monkeys, too.
Big ones, little ones,
At the zoo.

They like zebras,
And snakes, too.
Long ones, short ones,
At the zoo.

2 Read again. Check (✓) the animals in the poem.

- 1 seals 2 monkeys 3 elephants
4 zebras 5 giraffes 6 snakes

3 Read again and write T (true) or F (false).

- 1 The boys and girls are tall and short. T
2 The boys and girls don't like seals.
3 The boys and girls like monkeys.
4 The monkeys are big and little.
5 The boys and girls don't like zebras.
6 The snakes are long and short.

Writing

1 Add the adjectives to the sentences.

- | | | |
|--------------------|----------|------------------------------|
| 1 This is a boy. | (tall) | This is a <u> tall </u> boy. |
| 2 This is a dog. | (big) | This is a _____ dog. |
| 3 This is a snake. | (long) | This is _____. |
| 4 He has hair. | (short) | He has _____. |
| 5 It has ears. | (little) | It _____. |
| 6 It's a seal. | (brown) | _____ |




About me!

2 Circle the animals you like. Underline the animals you don't like.

tigers lions monkeys snakes zebras cats polar bears
 elephants parrots giraffes dogs birds chicks seals

3 Draw and write about the animals you like and don't like.



I like _____.

I _____.

I don't like _____.

I don't _____.

I _____.

Science Time!


Topic: Animals

1 Look and write.

big little six fur wings legs



This animal is orange and black.
It has four legs and a
long tail. It's _____ and it
has short _____ on its body.
It's a tiger.



This animal is _____.
It has _____ legs and it
has two _____. It's an insect.
This insect is a fly.

2 Circle T (true) or F (false).

- | | | |
|----------------------------|---|---|
| 1 Tigers have feathers. | T | F |
| 2 Flies have wings. | T | F |
| 3 Flies are little. | T | F |
| 4 Tigers don't have tails. | T | F |
| 5 Flies have six legs. | T | F |
| 6 Tigers have fur. | T | F |

1 Listen again and match. 133

1 It's very long

d

2 It's very big

3 It has four legs

4 This animal doesn't have fur

5 They have yellow feathers

a and a little tail.

b and has brown fur.

c and two little wings.

d and it doesn't have legs.

e and has two eyes and a long tongue.

2 Match the sentences to the pictures.





3 Look at Exercise 1. Point and say.



12

Dinnertime!

Lesson One Words

1 Look and write ✓ or x.





	meat	yogurt	fish	carrots	rice	bread
	✓					
						


✓ = has

x = doesn't have



2 Look at the pictures again. Write.


1

I like  meat and  _____.

I don't like  _____.

2

I like  _____ and  _____.

I don't like  _____.

1 Order the words.



1 like Do you bananas?

2 do. I Yes,



3 you like carrots? Do

4 I don't. No,



5 bread? you like Do

6 I Yes, do.

Do you like bananas? _____

2 Write.






















do like don't Do



Lesson Three Words




1 What's next? Look, draw, and write.

milk water juice tea hot chocolate

1							<u>hot chocolate</u>
2							_____
3							_____
4							_____
5							_____


2 Write and circle.

milk juice water


- Do you like  _____? Yes, I do. / No, I don't.
- Do you like  _____? Yes, I do. / No, I don't.
- Do you like  _____? Yes, I do. / No, I don't.

1 Say and write the words.


b ed
r




bed



p en
k





2 Write.



Ken has a pen,
Pen, pen, pen.


Ken's pen is _____,
Red, red, red.

Where's _____ pen?
Pen, pen, pen.


It's on Ken's _____,
Bed, bed, bed.

3 Write the word that rhymes.

1




cat




hat


2




Ken




3




man



4



red



Skills Time!

Lesson Five

Reading

1 Read.

Steve and Alice are in a café. It is dinnertime.
Steve has eggs, bread, and tomatoes.
For dessert, he has grapes and ice cream.
His drink is orange juice.
Alice has fish, rice, and carrots.
For dessert, she has a yogurt and an apple.
For her drink, she has water.




2 Read again and write the names. Match.



1 I have rice.



Alice




2 I have carrots.

3 I have eggs.



4 I have water.



5 I have orange juice.

6 I have fish.



7 I have an apple.

8 I have ice cream.

Writing

1 Circle *n't* in these sentences.

1 I do(n't) like carrots.

3 It isn't ice cream.

5 No, they aren't.

2 This isn't a yogurt.

4 No, it isn't.

6 I don't like juice.

2 Write the short form.

1 I do not like apples.

I don't like apples.

2 Her hair is not straight.

3 They are not circles.

4 This is not tea.

5 It is not his house.




About me!

3 What do you like? What don't you like? Draw 😊 and ☹️.

bananas 😊 yogurt 😊 eggs 😊 bread 😊 carrots 😊 pears 😊

meat 😊 fish 😊 tomatoes 😊 rice 😊 apples 😊 cherries 😊

4 Draw the food you like and don't like. Then write.



I like _____.

I like _____.


I don't like _____.

I don't like _____.


Review 4

1 Look at the pictures and write.

has doesn't have



Name: Toby
Hair: black
Eyes: green



Name: Tanya
Hair: blond
Eyes: blue


- 1 Toby has _____ black hair.
3 He _____ long hair.
5 He _____ brown eyes.

- 2 Tanya _____ curly hair.
4 She _____ blond hair.
6 She _____ blue eyes.


2 Add the adjectives to the sentences.




This is a monkey. (little)
This is a little monkey.



This is a giraffe. (tall)



This is an elephant. (big)



This is a snake. (green)

3 Write the words in the correct box.

~~square~~ tea yogurt juice insect seal rice
triangle water diamond parrot carrots

shapes	food	animals	drinks
square			
_____	_____	_____	_____
_____	_____	_____	_____
_____	_____	_____	_____

4 Order the words.



1 giraffes. like I

I like giraffes. _____

2 parrots. don't I like



3 like Do snakes? you

4 don't. No, I




5 you tigers? like Do

6 I do. Yes,


5 Write and match.

like don't like



1 😊 I _____ like _____ elephants.



d



2 ☹️ I _____ giraffes.

3 ☹️ I _____ monkeys.

4 😊 I _____ zebras.



6 Write.

th ch sh



ch air



ree



fi _____



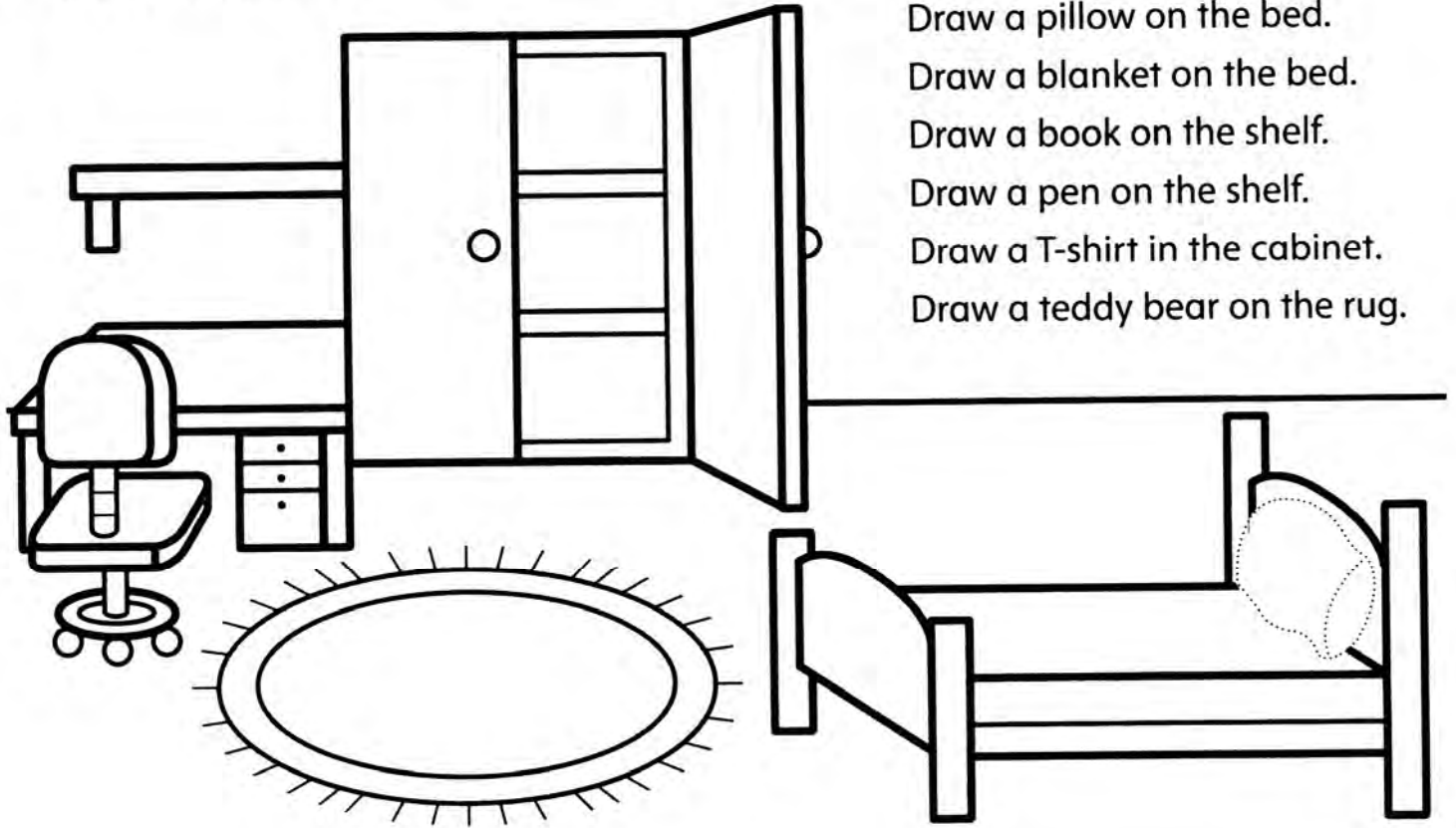
_____ eep



tea _____ er


Lesson One Words


1 Read and draw.




- Draw a pillow on the bed.
- Draw a blanket on the bed.
- Draw a book on the shelf.
- Draw a pen on the shelf.
- Draw a T-shirt in the cabinet.
- Draw a teddy bear on the rug.

2 Look at the picture again. Write.


1 Where's the  pillow ?
It's on the _____.

2 Where's the  _____ ?
It's on _____.

3 Where's the  _____ ?

4 Where's the  _____ ?

5 Where's the  _____ ?

6 Where's the  _____ ?


1 Read and circle.

1



There's / **There are** a bed in my bedroom.

2



There's / **There are** two cabinets in my bedroom.

3



There's / **There are** three books on my shelf.


4



There's / **There are** a blanket on my bed.

2 Look at the picture and write.

There's There are



1 _____ **There's** _____ a cabinet.

2 _____ four books.

3 _____ two pillows.

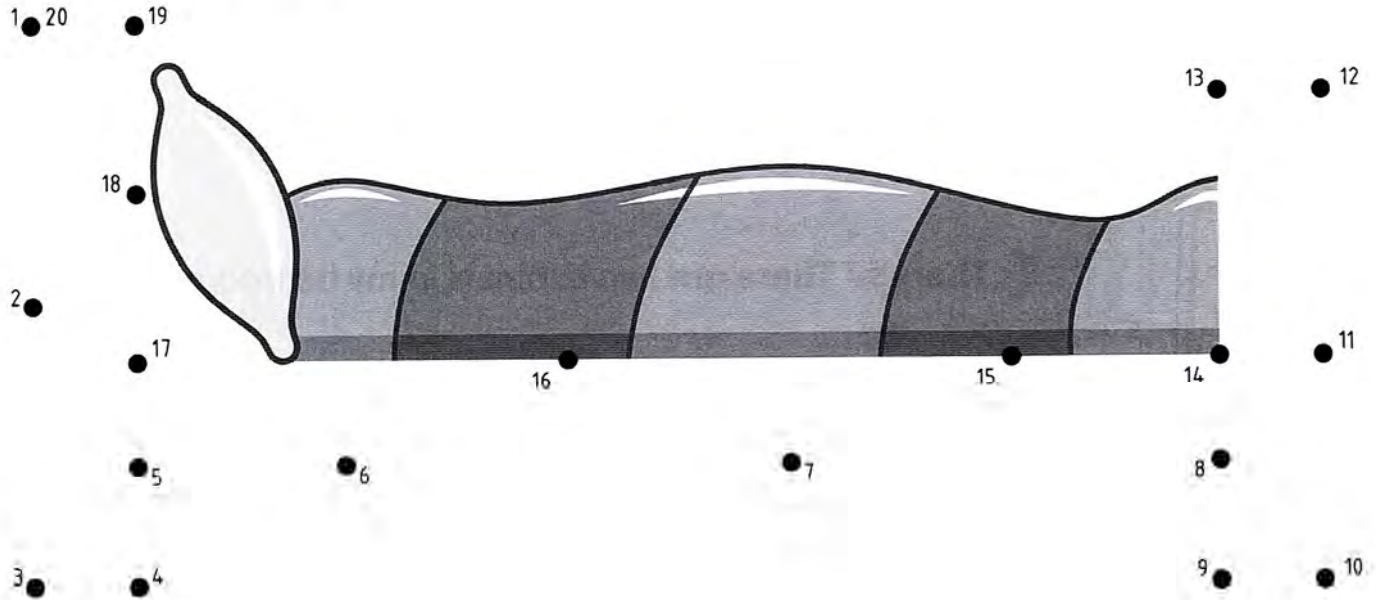
4 _____ two beds.

5 _____ a shelf.

6 _____ a rug.

Lesson Three Words

1 Connect the dots.



2 Find and circle the words. Then write.

11

e leven

12

t _____

13

t _____

14

f _____

15

f _____

17

s _____

19

n _____

f	o	u	r	t	e	e	n	★
★	e	i	g	h	t	e	e	n
★	★	t	w	e	n	t	y	i
s	e	v	e	n	t	e	e	n
s	i	x	t	e	e	n	l	e
★	★	★	★	★	★	★	e	t
f	i	f	t	e	e	n	v	e
★	★	t	w	e	l	v	e	e
t	h	i	r	t	e	e	n	n

16

s _____



18

e _____

20


t _____

1 Say and write the words.





2 Write.

A big, big pin.
 And a big, big _____.
 Keep the big _____,
 Give the fig to a _____.



3 Color *ig* red. Color *in* green. Then join.




Skills Time!

Lesson Five

Reading

1 Read and color.



Hello.
My name's Lola and this is my bedroom.
My favorite color's purple.
I have a purple pillow and a purple blanket.
Can you see my doll? She's on my bed.
Her name is Polly.
I have lots of books on my shelf and lots of clothes in my cabinet.
My favorite is a purple dress.
And look, here are my blue shoes.
I like my shoes. They're very pretty.
Bye!
From Lola

2 Read again and match.

1 What's her name?

d

2 Where's Lola?

3 What's her favorite color?

4 What toy is on her bed?

5 What's the doll's name?

6 Where are her books?

7 What's in her cabinet?

8 What color are her shoes?

a Purple.

b A doll.

c Lots of clothes.

d Her name's Lola.

e They're blue.

f Her name's Polly.

g She's in her bedroom.

h They're on her shelf.

Writing
1 Read. Underline the ? and circle the ○


- 1 Where's your bed? It's in my bedroom .
- 2 What's on your shelf? My books are on my shelf .
- 3 Do you like your bedroom? Yes, I do .

2 Write the capital letters and the ? or .

- 1 what's her name What's her name?
- 2 her name's Lola _____
- 3 what's on her shelf _____
- 4 are the shoes blue _____


About me!
3 Circle the things in your bedroom. Write how many.

- bed blanket pillow cabinet shelf rug
- book car doll train puzzle teddy bear game

4 Draw your bedroom. Write what there is in your bedroom.


There's a _____.

There's _____.

There are _____.


There _____.

Fluency Time! 5

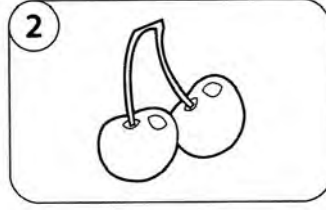
Everyday English

1 Write the questions.


an apple cherries rice a sandwich




1 Would you like? _____



2 _____?





3 _____?



4 _____?

2 Look and write.

No like Would welcome full yummy please



1 Watch and number in order. 



2 Watch again. Circle and match. 

- 1 Would you like salad / meat?
- 2 Yes, please. This is nice / yummy.
- 3 Would you want / like fries?
- 4 No, thanks. I'm happy / full.
- 5 But you're hungry / full.
- 6 Ice cream / Chicken is my favorite food.

James

Mom

Kate

3 Talk with a friend. What food do you like?
What food don't you like?


I like pears. I don't like cherries.

Lesson One Words


1 Find and circle the words.

walk run climb ~~talk~~ swim fly

irLanguage.com



2 Look at the picture. Write.

1 fly 

2 _____



3 _____



4 _____

5 _____

6 _____

1 Look and write.

can can't



This boy can swim.

This boy can't swim.

This girl can run.



This girl can't run.

This cat can climb.

This dog can climb.

2 Write.

No, she can't. ~~No, he can't.~~ Yes, it can.
Yes, he can. Yes, she can. No, it can't.



Can he swim?
No, he can't.



Can he swim?
Yes, he can.



Can she run?
Yes, she can.



Can she run?
No, she can't.



Can it climb?
Yes, it can.



Can it climb?
Yes, it can.


Lesson Three Words

1 Write.

sing draw write



He can _____.



She can _____.



He can _____.

2 Look and write.

climb ~~swim~~ draw write walk run sing fly cook dance



1 s w i m



2 a



3 t



4 c



5 a



6 n



7 y



8 u




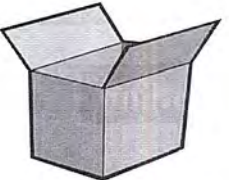
9 d




10 o

?

1 Say and write the words.

p **ot**  **b** 


ox 

f

2 Write.



Look at the fox
 Hop over a _____.
 Look at the _____.
 Hop into the _____.



3 Write the word that rhymes.



fox




box



Jin



hot



big



Skills Time!

Lesson Five

Reading

1 Read and color.



A flamingo is a very tall and beautiful bird.

It is pink and it has yellow eyes.

It has a long neck and long legs, too.

Look at this flamingo. You can only see one leg. It has two legs, but it can stand on one leg.

Flamingos like water.

They can swim and they can fly, too.

The little baby birds are white.

2 Read again and write.

eyes pink long white ~~bird~~ leg

- 1 A flamingo is a bird.
- 2 A flamingo is _____.
- 3 It has yellow _____.
- 4 A flamingo's legs are _____.
- 5 Flamingos can stand on one _____.
- 6 A baby flamingo is _____.

Writing

1 Circle *n't* in these sentences.

1 A giraffe can't climb trees.

2 I can't swim.

3 This snake can't walk.

4 A seal can't fly.

2 Write the long form.

1 A giraffe can't swim. A giraffe cannot swim.

2 A monkey can't fly. _____

3 A snake can't run. _____

4 A seal can't talk. _____



About me!

3 Circle what you can do. Underline what you can't do.

run walk talk sing fly climb swim

play draw write read dance cook

4 Draw and write about what you can and can't do.

I can _____.

I can _____.


I can't _____.

I can't _____.

Geography Time!

Topic: Volcanoes

1 Find and circle the words.



2 Write.

hole under inside volcano hot erupt



1 This is a
_____ volcano _____.



2 There is a
_____ in
the volcano.



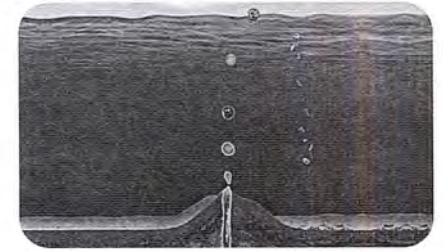
3 Lava is
_____ the
volcano.



4 Volcanoes are very
_____.



5 Volcanoes can
_____.



6 There are volcanoes
_____ the
ocean.

1 Listen again and write the sentences.  166

1 is a This volcano. very big


This is a very big volcano.

2 can Volcanoes erupt.

3 very, hot! lava very The is

4 volcano. is a There big the hole in

2 Match the pictures to the sentences in Exercise 1.



3 Look at Exercise 1. Point and say.

Lesson One Words

1 Number the picture.



- ① beach
- ② boat
- ③ crabs
- ④ shells
- ⑤ sandcastle
- ⑥ ocean

2 Look at the picture again. Write.

- 1 We're at the beach.
- 2 There's a _____ on the beach.
- 3 There are two _____.
- 4 We can swim in the _____.
- 5 There's a _____ on the ocean.
- 6 There are lots of _____ on the beach.

1 Write.

find play swim go find make



1 Let's find crabs.

2 Let's _____ a sandcastle.

3 Let's _____ in the ocean.

4 Let's _____ in a boat.

5 Let's _____ shells.

6 Let's _____ ball.

2 Order the words.

1 boat. Let's go in a

Let's go in a boat.

2 ball. play Let's

3 a Let's sandcastle. make

4 Let's crabs. find

5 swim the ocean. Let's in

6 shells. find Let's

Lesson Three Words

1 Read and check (✓) the correct sentence.



He has sunscreen.
 He has a drink.




She has ice cream.
 She has an ice pop.

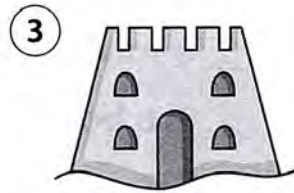


He has a bat.
 He has a ball.

2 Find and circle the words. Then write.




crab _____



s _____



s _____



i _____



s _____



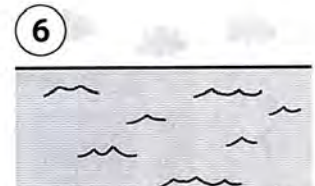
s _____



p _____



b _____



o _____




b _____

s	s	b	e	a	c	h
a	u	★	★	★	r	p
n	n	★	★	s	a	a
d	s	s	★	h	b	i
c	c	h	o	e	★	l
a	r	o	c	l	b	★
s	e	v	e	l	a	★
t	e	e	a	★	t	★
l	n	l	n	★	★	★
e	i	c	e	p	o	p

1 Say and write the words.

b




bug


ug

s

un



r




2 Write.



I'm on the rug,
 Rug, rug, rug.
 Look at the _____,
 Bug, bug, bug.
 Here is the _____,
 Sun, sun, sun.
 Let's go and have _____,
 Fun, fun, fun.




3 Write the word that rhymes.



fun



sun



box



rug



hot



Skills Time!

Lesson Five

Reading

1 Read.

You can see lots of animals at the beach.

There are fish and there are birds.

There is another animal at the beach.


This animal has a big shell. What is it? It is a crab!

Crabs live in the ocean and on the beach.

Crabs are different colors. They can be white, black, red, orange, or brown.

They have ten legs. Two legs are big and eight legs are small.

They can swim and they can run, but they cannot fly.



2 Read again and write.

1 What animals are at the beach?

There are fish. There are _____.

2 Does a crab have a shell?

_____.

3 How many legs does a crab have?

4 How many legs are big?

5 How many legs are small?

6 Can crabs run?

Review 5

1 Look at the picture. Count and write.

There is There are



- 1 There is 1 bat. 2 _____ ice pop.
 3 _____ crabs. 4 _____ boat.
 5 _____ sandcastles. 6 _____ shells.

2 Write.

nineteen ~~sixteen~~ twelve thirteen

16 sixteen 12 _____ 19 _____ 13 _____

3 Write the words in the correct box.

bed sunscreen fourteen dance boat fifteen
 blanket shelf draw seventeen pail erupt

bedroom	beach	numbers	verbs
bed			
_____	_____	_____	_____
_____	_____	_____	_____
_____	_____	_____	_____

4 Order the words.

1 go the Let's to beach! Let's go to the beach!

2 good idea. That's a _____

3 you swim? Can _____

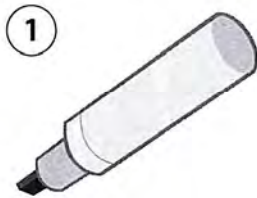
4 can. I Yes, _____

5 swim in Let's the ocean! _____




5 Write.


a e i o u



p _ e _ n



s _ _ n




f _ _ x



c _ _ t




m _ _ n



p _ _ n



h _ _ p



b _ _ x

6 Write about you.

1 What's your name? My name's _____.

2 How old are you? _____

3 What color is your hair? _____

4 What color are your eyes? _____

5 What animals do you like? _____

6 What food do you like? _____

Picture dictionary

1 Read and color.

Starter Hello!

1

one

2

two

3


three

4

four

5

five



red



yellow

6

six

7

seven

8

eight

9

nine

10

ten




pink



green



orange



blue



purple

JUNE

Sunday	1	8	15	22	29
Monday	2	9	16	23	30
Tuesday	3	10	17	24	
Wednesday	4	11	18	25	
Thursday	5	12	19	26	
Friday	6	13	20	27	
Saturday	7	14	21	28	

1 School things



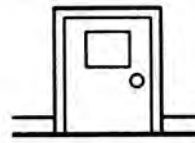
bag



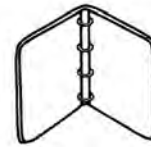
book




bookcase



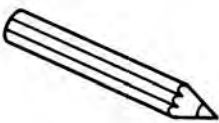
door



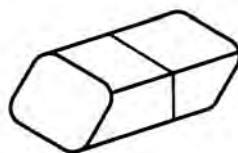
folder



pen



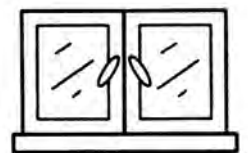
pencil



eraser




ruler



window

2 Toys



ball



bike



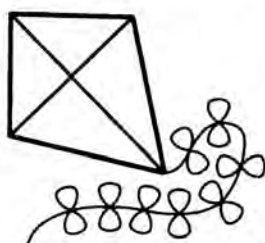
car



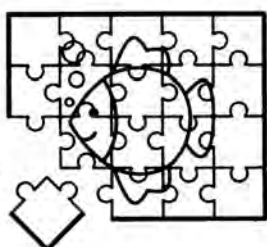
doll



game



kite



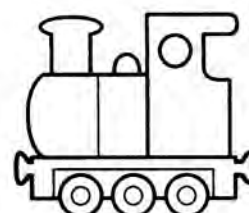
puzzle



scooter




teddy bear



train

3 My body



eyebrow(s)

face

nose

shoulder(s)

hand(s)

finger(s)

leg(s)

ear(s)


eye(s)

arm(s)

4 Jobs



doctor



farmer



firefighter



mailman



pilot




police officer



cook



student



teacher



zookeeper

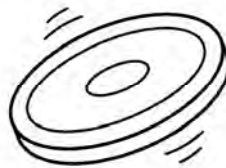
5 The park



armbands



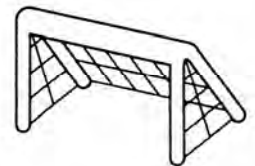
jungle gym



frisbee



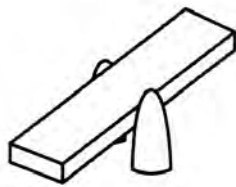
ice cream



goal



pool



seesaw



slide



swing



tree


6 My family



mom




dad



sister



brother



grandma



grandpa



aunt



uncle



cousin

7 My clothes



sweater



coat



dress



hat



shoes



shorts



socks



tracksuit



pants




T-shirt

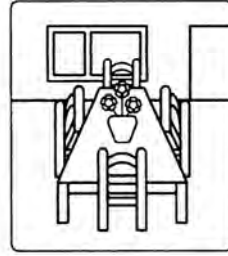
8 My house




bathroom




bedroom




dining
room



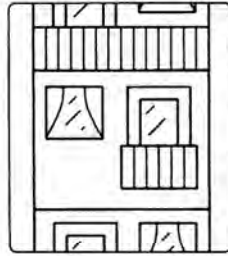
living
room




kitchen



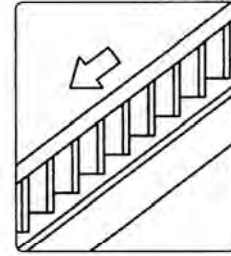
yard



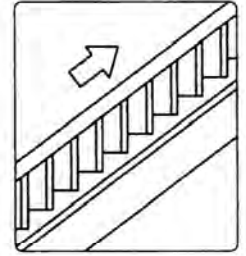
apartment



house




downstairs



upstairs

9 My lunchbox



apple



banana




cookie



cherries



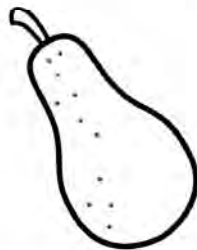
drinks



grapes



lunchbox




pear



pineapple



sandwich



tomato

10 My friends and shapes




blond



brown



curly




long



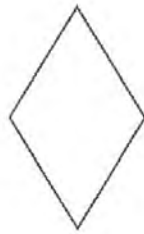
short



straight



circle



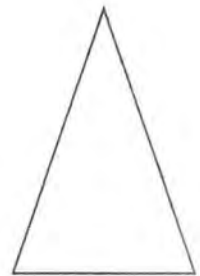
diamond



rectangle




square



triangle

11 The zoo



elephant




giraffe



monkey




parrot



polar
bear




seal




snake




tiger



big



little



tall

12 Food and drinks



bread



carrots



fish



meat



rice



yogurt



hot
chocolate



juice



milk



tea

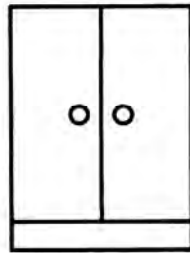


water

13 My bedroom and numbers 11-20




bed



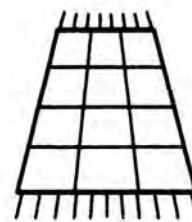
cabinet



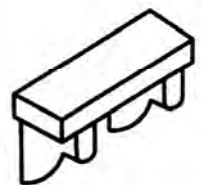
pillow



blanket



rug



shelf

11

eleven

12

twelve

13

thirteen

14

fourteen

15

fifteen

16

sixteen

17

seventeen

18

eighteen

19

nineteen

20

twenty

14 Verbs



climb



cook



dance



draw



fly



run




sing



swim



talk

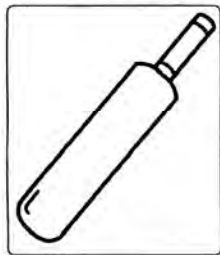


walk



write


15 The beach




bat



beach



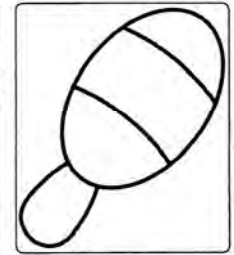
boat




pail




crab



ice pop




sandcastle




shell



shovel



sunscreen



the ocean

American ^{2nd Edition} Family and Friends

Supporting all
teachers, developing
every child



Teachers love Family and Friends. The clear structure, fast-paced language syllabus, engaging songs and stories, and comprehensive assessment package make it one of the world's most popular courses for young learners.

- NEW** Fluency Time! sections with functional language to build conversation skills
- NEW** Cross-curricular lessons develop presentation skills and critical thinking
- NEW** Systematic support for differentiated learning
- NEW** Interactive Online Practice and Online Play

Components

- Student Book
- Workbook with or without Online Practice.
- Class Audio CDs
- Teacher's Book Plus with Fluency DVD, Online Practice, and Assessment and Resource CD-ROM & Audio CD
- Teacher's Resource Pack with Story Posters, Phonics Cards, and Flashcards
- Oxford iTools Digital Classroom Resources
- eBooks Student Book and Workbook
- Online Play

Also available

- Grammar Friends
- Readers
- Alphabet Book
- Oxford Primary Skills: Reading and Writing

SHAPING learning TOGETHER

OXFORD
UNIVERSITY PRESS

oxfordparents
Help your child with English 
www.oup.com/elt/oxfordparents

www.oup.com/elt/americanfamilyandfriends